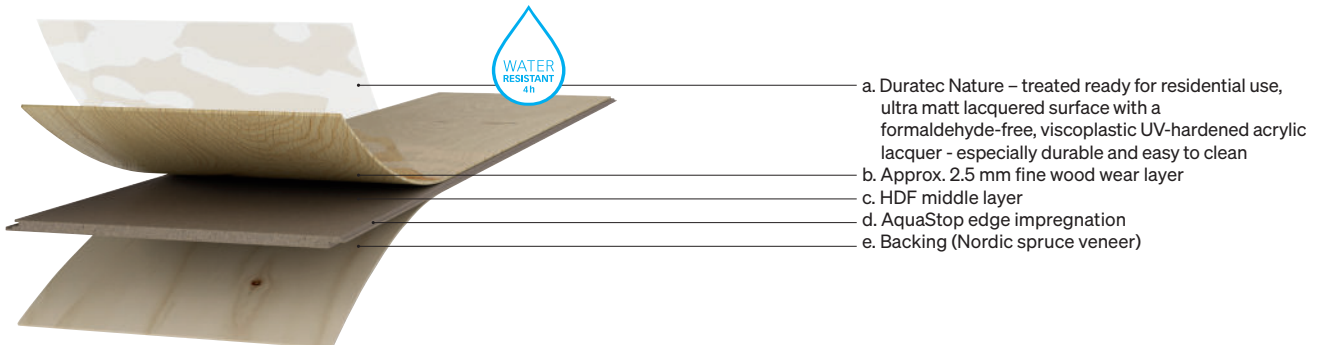








Product data

Parquet flooring MeisterParquet. longlife PD 400/ultra matt lacquered



Tests	DIN/EN standard	Parquet flooring MeisterParquet. longlife PD 400 / ultra matt lacquered
General data on product composition		
Type of covering:		Flooring panel with top layer made from fine wood
Total thickness:		approx. 13 mm
Effective measurement: (length × width)		2 200 × 180 mm
Product structure:		a. Duratec Nature – treated ready for residential use, ultra matt lacquered surface with a formaldehyde-free, viscoplastic UV-hardened acrylic lacquer b. Approx. 2.5 mm fine wood wear layer c. HDF middle layer (approx. 890kg/m³ ± 3%) d. AquaStop edge impregnation e. Backing (Nordic spruce veneer)
Technical data		
Locking method:		Masterclik Plus
 Antibacterial surface property:	ISO 22196	Effectiveness of the antibacterial property against Staphylococcus aureus ATCC 6538P: "significant", value of the antibacterial effect $2 \leq A < 3$. Effectiveness of the antibacterial property against Escherichia coli ATCC 8739: "strong", value of the antibacterial effect $A \geq 3$.
 Fire behaviour:	EN 13 501	Dfl-s1 (normally flammable) with floating installation / Cfl-s1 (hardly flammable) with full-surface bonding using the glue UZIN MK 250 NEW
 Formaldehyde emissions (E1 = 0.1 ppm):	EN 717-1	≤ 0.05 ppm
 Content of pentachlorophenol:	CEN/TR 14 823	≤ 5 × 10 ⁻⁶ n
 Underfloor heating:		Suitable for hot-water underfloor heating Electrical underfloor heating is generally suitable when it is built into the floor screed or the concrete layer and thus does not lie on the concrete layer as foil heating. The heating elements pipes wires must lie across the entire area and not just be partly present. If the area is only partially heated, the floor covering must have expansion joints (system profile strips). The maximum permitted surface temperature is 29°C. Standard foil heating systems are generally not recommended. One exception is self-regulating heating systems which maintain the 29°C surface temperature. Floating installations - All woods are suitable - with beech and maple open joints may appear due to the woods' naturally strong swelling and shrinking behaviour.
Underfloor cooling:		A separate leaflet is available for laying on cooled floor constructions.
Heat transfer resistance:	EN 12 664	0.112 (m²K)/W; with MEISTER-Silence 25 DB: 0.118 (m²K)/W
Thermal conductivity:	EN 12 664	0.135 W/(m*K)
 Footfall noise reduction:	DIN EN ISO 10140-3	with MEISTER-Silence 25 DB: 17dB

General data on environment, installation and care

Blue Angel:	RAL-UZ 176	awarded (except for Smoked oak)
Disposal:		Residual pieces can be disposed of in household refuse (e.g. thermal treatment). Dispose large quantities according to municipal provisions (e.g. recycling centres). An energetic utilisation in authorised plants is recommended.
Cleaning and care:		Cleaning after completion of construction work/day-to-day cleaning: Dr. Schutz Wood and Cork Floor Cleaner Freshening care: Dr. Schutz Wood and Cork Floor Polish mat Special cleaning: Dr. Schutz Deep Clean for hard floors
Areas of application:		The flooring is suitable for all living areas, e.g. living rooms, bedrooms as well as for commercial areas with medium or normal wear, e. g. hotel rooms. The parquet floor is water-resistant (4 hours protection against standing water). Can be installed in humid rooms like e.g. bathrooms. This does not include outdoor areas and wet rooms, e.g. saunas, shower cubicles, steam rooms and rooms with a floor drain.
Preconditions for installation:	DIN 18 356	The substrates must be ready for laying on according to the generally recognised rules of the trade taking into account VOB (German construction contract procedures), part C DIN 18 356 "parquetry work". The substrate must be dry (in the case of mineral substrates max. 2% with anhydrite screed max. 0.5% residual moisture – measured with CM devices), even, firm and clean. Additionally, any unevenness of 3 mm/per initial metre and 2 mm per further metre must be evened out according to DIN 18 202, table 3, line 4. The installation instructions provided with the product must be observed.



MeisterWerke Schulte GmbH reserves the right to make alterations to material and structures when this serves to improve the quality.