

















Tests	DIN/EN standard	Laminate flooring MeisterDesign. laminate LL 200
General data on product composition		
Type of covering:		Flooring panel with top layer made from specially-resined decor paper
Total thickness:		approx. 12 mm
Effective measurement: (length x width)		2,052 x 220 mm
Product structure:		a. Overlay b. Antistatic decorative paper c. HDF base board (approx. 890 kg/m ³ ± 3%) d. AquaStop edge impregnation e. Backing
Technical data		
Locking method:		MasterclitPlus
 Wear class:	EN 13 329	23 32
		
 Electrical behaviour:	EN 1815	In walk-over test according to DIN EN 1815 at climate of 23°C/25% relative humidity, the personal voltage was $U_p < 2$ kV. The laminate flooring can be described in accordance with EN 14041:2004 as "antistatic floor covering".
 Wear resistance:	EN 13 329 (appendix E)	AC4 (= IP ≥ 4,000 cycles)
 Antibacterial surface property:	ISO 22196	Effectiveness of the antibacterial property against Staphylococcus aureus ATCC 6538P and Escherichia coli ATCC 8739: "strong", value of the antibacterial effect A ≥ 3.
 Impact resistance:	EN 13 329 (appendix F)	IC 2
 Stain resistance:	EN 13 329 (EN 438-2/26)	Group 1: grade 5 Group 2: grade 5 Group 3: grade 4-5
 Colour fastness:	EN 13 329 (EN ISO 105)	stage 8 on the blue wool scale
 Fire behaviour:	EN 13 501	Cfl-s1 (hardly flammable)
 Slip resistance:	EN 14 041 / 13 893	DS
Scratch resistance:	EN 438-2/25	grade 4


Technical data

	Formaldehyde emissions (E1 = 0.1 ppm):	EN 717-1	≤ 0.05 ppm
	Content of pentachlorophenol:	EN 14 041 / 14 823	< 5 ppm
	Indent after constant load:	EN 13 329 (EN 433)	no visible changes
	Castor resistance:	EN 13 329 (EN 425)	no visible changes or damage with soft, standard castors (type W)
	Behaviour on simulation of shifting furniture foot:	EN 13 329 (EN 424)	no visible damage
	Underfloor heating:	Suitable for hot-water underfloor heating Electrical underfloor heating is generally suitable when it is built into the floor screed or the concrete layer and thus does not lie on the concrete layer as foil heating. The heating elements pipes wires must lie across the entire area and not just be partly present. If the area is only partially heated, the floor covering must have expansion joints (system profile strips). The maximum permitted surface temperature is 29°C. Standard foil heating systems are generally not recommended. One exception is self-regulating heating systems which maintain the 29°C surface temperature.	
	Underfloor cooling:	A separate leaflet is available for laying on cooled floor constructions.	
	Heat transfer resistance:	EN 12 667	0.085 (m²K)/W
	Thermal conductivity:	EN 12 667	0.136 W/(m·K)
	Antislip:	DIN 51 130 BGR 181	on request; structure-dependent: - / R 9 / R 10

Tolerances

Right-angle of the elements:	EN 13 329	target values met
Determination of edge straightness:	EN 13 329	target values met
Surface flushness:	EN 13 329	target values met
Joint opening between the elements:	EN 13 329	target values met

General data on environment, installation and care

Blue Angel:	RAL-UZ 176	awarded
Disposal:	Residual pieces can be disposed of in household refuse (e.g. thermal treatment) Dispose large quantities according to municipal provisions (e.g. recycling centres) An energetic utilization in authorized plants is recommended.	
Cleaning and care:	Cleaning after completion of construction work/day-to-day cleaning: Dr. Schutz Laminat Cleaner Special cleaning: Dr. Schutz Elatex Stain Remover	
Areas of application:	The flooring is suitable for all living areas as well as for commercial areas with normal wear. e. g. offices, waiting rooms, boutiques etc. Special requirements apply to treatment rooms and medical practices.	
	AquaSafe system:	The laminate floor is water-resistant (4 hours protection against standing water) as it has the AquaSafe system's comprehensive protection against humidity. Can be installed in humid rooms like e.g. bathrooms. This does not include outdoor areas and wet rooms, e.g. saunas, shower cubicles, steam rooms and rooms with a floor drain.
Preconditions for installation:	DIN 18 365	The substrates must be ready for laying on according to the generally recognised rules of the trade, taking into account VOB (German construction contract procedures), part C DIN 18 365 "Floor covering work". The substrate must be dry (in the case of mineral substrates max. 2 % or with underfloor heating 1.8 %, with anhydrite screed max. 0.5 % or with underfloor heating 0.3 % residual moisture – measured with CM devices), even, firm and clean. Additionally, any unevenness of 3 mm/ per initial metre and 2 mm per further metre must be evened out according to DIN 18 202, table 3, line 4. The installation instructions provided with the product must be observed.



MeisterWerke Schulte GmbH reserves the right to make alterations to material and structures when this serves to improve the quality.