


PERGO®

VINYL PLANKS & TILES
COLLECTION 2023



FLOORS FOR REAL LIFE

At Pergo we build strikingly beautiful, extremely hard-wearing floors. No shortcuts, no compromises, just the best in Scandinavian function, design and engineering. We invented laminate flooring and in fact, we've been innovating floors that have gone from strength to strength since the 1970's. Floors that are easy to install and maintain. And with one of the widest ranges around in wood, vinyl and laminate, you're sure to find the perfect one for you.

Come in and look around.

04

WHY PERGO VINYL FLOORS

The combination of Scandinavian minimalism with maximal choice. Vinyl floors are soft, silent, waterproof, durable - and look just like the real thing. Just quieter.

08

SUSTAINABLE. NATURALLY.

We constantly innovate to minimize the potential impact on our planet and to insure a healthy indoor environment.

10

OUR COLLECTIONS

Tough, hard-wearing floors especially designed for installation on uneven surfaces and 100% water resistant with AquaSafe.

32

ACCESSORIES

It is the little things that make big things happen. Complete the look with Pergo accessories of your choice.

WHY PERGO VINYL FLOORS

Our vinyl floors are the combination of Scandinavian minimalism with maximal choice. From soothing beige to calming greys, from cool tiles to warm oak, there's a Pergo vinyl floor to match your style – and all your needs.

Soft, silent and beautiful to walk on, yet ultra-strong, resistant and waterproof. Pergo vinyl floors make sure your hallway and other hard-wear areas look bright and welcoming.

What's more, they're ortho phtalate-free, so you can safely leave the kids playing on the floor while you relax.

Whether you're into DIY or use a professional company, installing your vinyl floor is easy. You can even install our Rigid vinyl floors on uneven surfaces, and some even have underlay attached already. Now that's smart – and simple.



VORMA V4524-40286 BEIGE CENTURY OAK



SOFT, SILENT AND WARM

For you, your kids and your pets.



LIKE NATURE

You wouldn't believe it's not the real thing. Floors with a look and feel inspired by nature itself.



WATER RESISTANT AND EASY TO CLEAN

The AquaSafe technology gives your floor a watertight* surface making it really easy to clean.



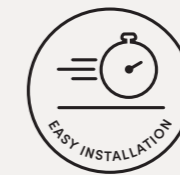
NEW – INTEGRATED UNDERLAY

All our Pad Pro floors have an attached underlay, which makes your installation unbeatably fast and easy.



HIGH RESISTANCE TO IMPACT

Extra-strong core and extra-resistant top layer for high impact resistance, greater durability and longer life.



EASY TO INSTALL

Fast, easy installation with Uniclic® or Unizip® click system. Just click in – then move in.



HIGH RESISTANCE TO WEAR

A floor that will last for years and years to come. All thanks to the superior top layer, which has excellent resistance to wear.



ACCESSORIES FOR A PERFECT RESULT

From faultless installation, to seamless finishing and worry-free maintenance of your beautiful new floor.



RENOVATION FRIENDLY

You can install Rigid on a tile floor or a slightly uneven subfloor**. This makes it an excellent choice for renovation projects.



LIFETIME WARRANTY

All Pergo Rigid floor have a lifetime warranty***, so that you can enjoy your floors without worry.

* Tested according to ISO 4760 (no leakage) and is not following EN13553 standards designed for welded resilient floor coverings.

** For requirements, please advise floor installation instructions on website: pergo.com.

*** For full warranty go to pergo.com.



AQUASAFE: BECAUSE LIFE'S TOO SHORT TO WORRY ABOUT WATER

All Pergo Rigid vinyl floors have AquaSafe, our in-house developed technology that creates a sealed, 100% watertight* surface all the way down into the bevels, preventing water from penetrating the floor. It simply stands on the surface and you can easily wipe it away.

* Tested according to ISO 4760 (no leakage) and is not following EN13553 standards designed for welded resilient floor coverings.



NEW PAD PRO: THE SMARTER, FASTER WAY TO INSTALL YOUR FLOOR

Most of our Rigid click floors come with the underlay pre-attached, to make installing floors smarter, speedier and easier.

Specially designed for professional installers in multi housing projects, and enthusiasts who want to install more square metres in a day. Another advantage with the Pad Pro is that it gives great sound reduction to neighbouring rooms. Creating added comfort in your home.

Walking sound reduction ●●●○○
Impact sound reduction ●●●●●

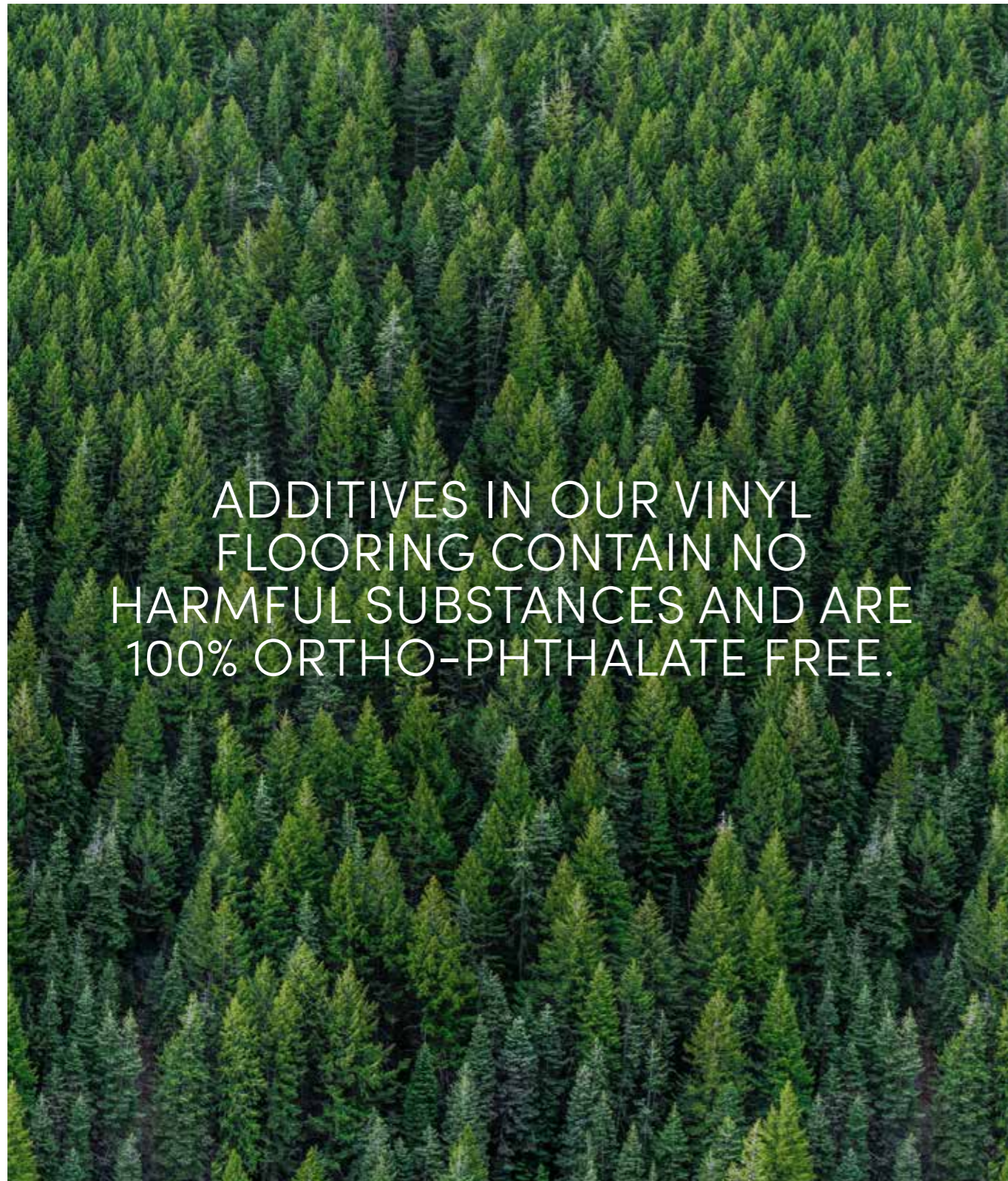
To compare sound reduction qualities of our different installation options with underlay, go to page 34.



QUICK AND EASY INSTALLATION
A really fast way to install your floor even if you're not a professional.

NO NEED FOR SEPARATE UNDERLAY
There is no need for sub-work, just go straight on with the floors.

SUPERIOR SOUND REDUCTION TO NEIGHBOURING ROOMS
The underlay is perfectly attached and give optimal acoustics.



ADDITIVES IN OUR VINYL FLOORING CONTAIN NO HARMFUL SUBSTANCES AND ARE 100% ORTHO-PHTHALATE FREE.

SUSTAINABLE. NATURALLY.

We produce flooring as sustainable as possible, constantly innovating to minimize the potential impact on our planet. As the inventors of laminate flooring, we're proud to be the first producer to receive the Nordic Swan label and EU Ecolabel for a floor.

VINYL COMPONENTS

There are 3 key ingredients in a Pergo vinyl floor. ±40% chalk, a material abundantly available in nature, ±25% internally recycled PVC generated from our own production waste and ±25% new PVC, made from chlorine (common salt) and ethylene (crude oil).

DURABLE PRODUCTS

We do everything possible to ensure our vinyl flooring will last up to lifetime. Our R&D team is working hard to find alternative solutions with more sustainable materials.

ORTHO-PHTHALATE FREE

Additives in our vinyl flooring contain no harmful substances and are 100% ortho-phthalate free. You can be confident they are completely safe for you and your children.

CIRCULAR ECOSYSTEM

99% of our own industrial waste is recycled through our internal production process. We do not unnecessarily burn or dump materials and we operate our own internal closed circuit. This means our production facility takes its responsibility and almost no waste is lost or destroyed.

CLEAN AIR INDOORS

We spend lots of time indoors, and there are many things that influence air quality, like ventilation, cleaning agents, candles and even your furnishing materials and flooring. We produce flooring in-house so we know exactly which materials are involved and we can control emissions of harmful substances. VOC emissions of our vinyl floors are lower than the European norm, resulting in an A+ rating and M1 label for very low emissions.

INVESTING IN WIND ENERGY

Our Rigid vinyl flooring factory runs on green energy, generated by three of our own windmills. These produce an annual total of 12,600 MWh of green energy, equating to the annual energy consumption of 3,490 European households.


UNILIN, the group behind Pergo, has invested in two biomass plants where wood waste is converted into energy. This enables us to run our production on 24% green/renewable electricity and 74% green heat at a group level in 2021.



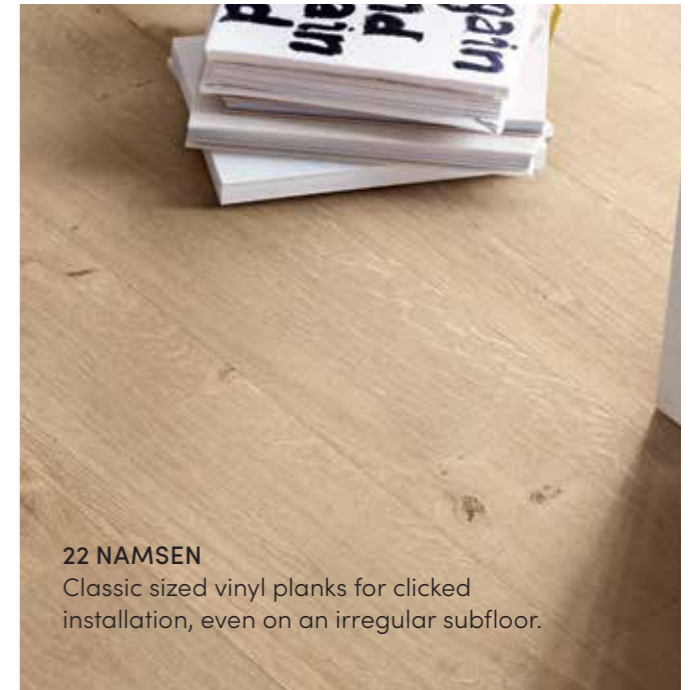
VINYL PLANKS & TILES

RIGID CLICK

Transform the feeling of your entire room. Make it wider, narrower, longer, darker or lighter depending on which size and colour you choose – the options are endless.



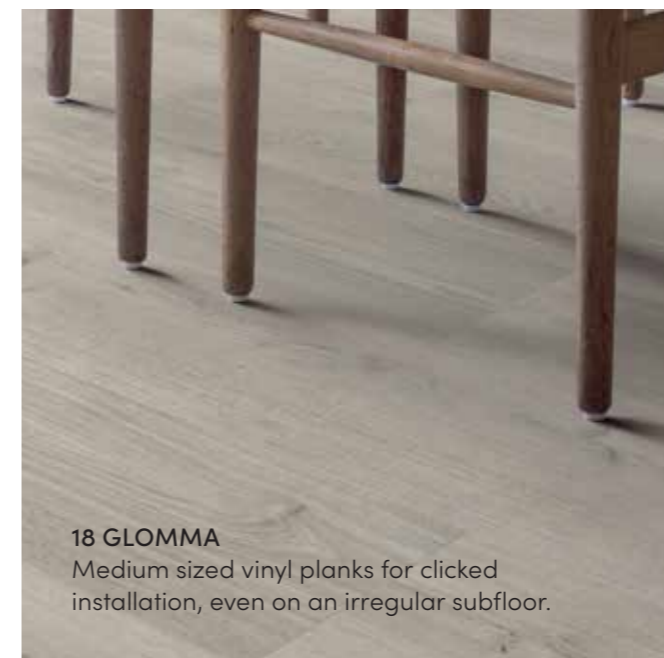
12 NEW VORMA
Herringbone vinyl planks in a modern generous size, for clicked installation, even on an irregular subfloor.



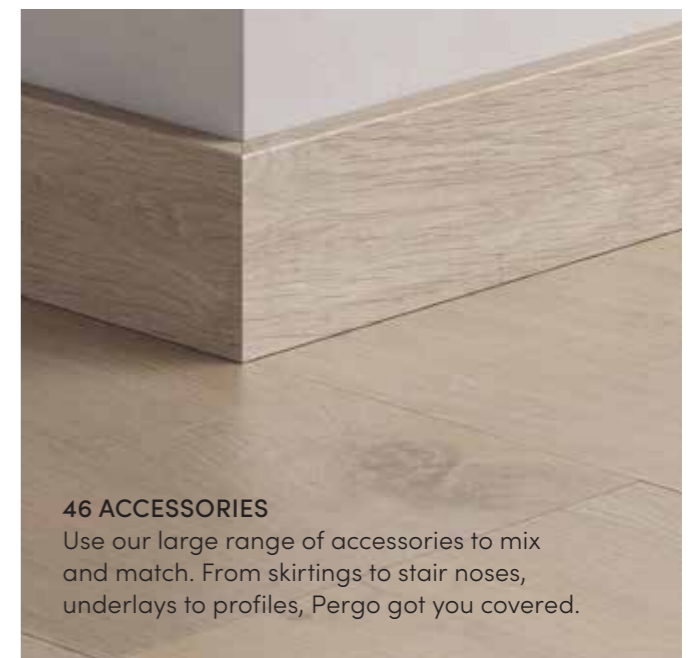
22 NAMSEN
Classic sized vinyl planks for clicked installation, even on an irregular subfloor.



26 VISKAN
Rectangular vinyl tiles for clicked installation, even on an irregular subfloor.



18 GLOMMA
Medium sized vinyl planks for clicked installation, even on an irregular subfloor.



46 ACCESSORIES
Use our large range of accessories to mix and match. From skirtings to stair noses, underlays to profiles, Pergo got you covered.



VORMA V4524-40217 DARK NORWEGIAN OAK



VORMA V4524-40285 LIGHT NORWEGIAN OAK

NEW VORMA - A HERRINGBONE DREAM FOR ANY ROOM

Reminiscent of fine manor houses and heritage buildings, our new Vorma herringbone rigid vinyl floors bring elegance and sense of luxury to any room. With a generous, contemporary plank size and available in a variety of different decors, you will be able to create a statement in any room of your home.

And thanks to the Aquasafe technique, Vorma is a great choice even in rooms where the risk of spills is high.




VORMA V4524-40173 BEIGE LIMESTONE



VORMA V4524-40215 BEIGE NORWEGIAN OAK



LIGHT NORWEGIAN OAK
PAD PRO V4524-40285



BEIGE CENTURY OAK
PAD PRO V4524-40286




BEIGE NORWEGIAN OAK
PAD PRO V4524-40215



WARM NORWEGIAN OAK
PAD PRO V4524-40284



DARK CENTURY OAK
PAD PRO V4524-40287



DARK NORWEGIAN OAK
PAD PRO V4524-40217



BEIGE LIMESTONE
PAD PRO V4524-40173



GREY LIMESTONE
PAD PRO V4524-40172



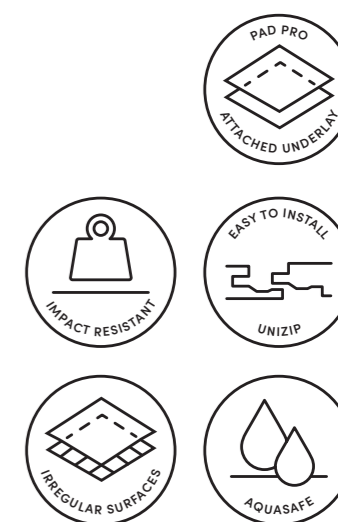
COLOUR MATCHING ACCESSORIES
SEE PAGE 32

VORMA

PAD PRO 630 × 126 × 5+1 MM | 4-WAY BEVEL | HERRINGBONE

Vorma floors are very durable with a high resistance to stains and wear. Vorma has a watertight surface, which makes it a great choice even for your kitchen or bathroom. With the new Unizip® click system Vorma planks can easily be clicked together, without the difficulty of trying to keep track of right and left planks.

As our Vorma planks also come with the underlay already attached, installing your herringbone dream couldn't be easier.





100% WATERTIGHT SURFACE*

Thanks to AquaSafe and with a superior protective top layer which gives good resistance to stains and wear, Glomma brings you that look of love that lasts.

**tested according to ISO CD 4760 (no leakage) and is not following EN 13553 standards designed for welded resilient floor coverings.*

GLOMMA V4431-40182 BEIGE IRISH OAK



GLOMMA V4431-40303 BROWNISH SWAMP OAK



GLOMMA

The Glomma floor has natural look that brings true Scandinavian elegance to any room. With an extra strong core and a superior protective top-layer, Glomma flooring is durable and has a high resistance to stains and wear.



GLOMMA V4431-40177 WHITE SCOTTISH OAK



WHITE SWAMP OAK
PAD PRO V4431-40301

WHITE SCOTTISH OAK
PAD PRO V4431-40177

GREY EIFEL OAK
PAD PRO V4431-40179

BEIGE IRISH OAK
PAD PRO V4431-40182

NATURAL SWAMP OAK
PAD PRO V4431-40302

NATURAL EIFEL OAK
PAD PRO V4431-40180



PALE TEMPER OAK
PAD PRO V4431-40305


NATURAL IRISH OAK
PAD PRO V4431-40183

WARM MOSS OAK
PAD PRO V4431-40308

NATURAL TEMPER OAK
PAD PRO V4431-40306

WARM SWAMP OAK
PAD PRO V4431-40304

GREIGE IRISH OAK
PAD PRO V4431-40184



BROWN EIFEL OAK
PAD PRO V4431-40181

BROWNISH SWAMP OAK
PAD PRO V4431-40303

DARK TEMPER OAK
PAD PRO V4431-40307

DARK EIFEL OAK
PAD PRO V4431-40178


COLOUR MATCHING
ACCESSORIES
SEE PAGE 32

GLOMMA

PAD PRO 1494 × 209 × 5 + 1 MM | 4-WAY BEVEL | MEDIUM PLANKS

Glomma is the choice that lets your house breathe. The planks have a well balanced size that will suit rooms of any size. Glomma has a watertight click, which makes it great for kitchens and other places with water spills. Glomma is also a perfect choice for renovations. It's easily installed even on uneven surfaces, like tile floors. Install it easily with the Uniclic® click system or consider the even quicker alternative Pad Pro.





NAMSEN

Namsen brings a contemporary take on classic oak style floors, creating a cool look with a natural feel. Play and pet proof, Namsen floors are very durable and have a high resistance to stains and wear.

NAMSEN V4207-40226 LIGHT LAKELAND OAK



WHITE NORWEGIAN OAK
PAD PRO V4307-40310
PRO V4207-40310



PALE ARDECHE OAK
PAD PRO V4307-40312
PRO V4207-40312



CHALKED NORWEGIAN OAK
PAD PRO V4307-40311
PRO V4207-40311



LIGHT NORWEGIAN OAK
PAD PRO V4307-40285
PRO V4207-40285



LIGHT LAKELAND OAK
PAD PRO V4307-40226
PRO V4207-40226



BEIGE CENTURY OAK
PAD PRO V4307-40286
PRO V4207-40286



GREY NORWEGIAN OAK
PAD PRO V4307-40216
PRO V4207-40216



WARM NORWEGIAN OAK
PAD PRO V4307-40284
PRO V4207-40284



SMOKED CABIN OAK
PAD PRO V4307-40223
PRO V4207-40223



BRIGHT ARDECHE OAK
PAD PRO V4307-40221
PRO V4207-40221



BEIGE NORWEGIAN OAK
PAD PRO V4307-40215
PRO V4207-40215



GREIGE FOREST OAK
PAD PRO V4307-40218
PRO V4207-40218



NATURAL NORWEGIAN OAK
PAD PRO V4307-40309
PRO V4207-40309



SOFT ARDECHE OAK
PAD PRO V4307-40313
PRO V4207-40313



NATURAL FOREST OAK
PAD PRO V4307-40219
PRO V4207-40219



GOLDEN CABIN OAK
PAD PRO V4307-40314
PRO V4207-40314



LIGHT CABIN OAK
PAD PRO V4307-40224
PRO V4207-40224



NATURAL ARDECHE OAK
PAD PRO V4307-40220
PRO V4207-40220



NATURAL CABIN OAK
PAD PRO V4307-40222
PRO V4207-40222



DARK LAKELAND OAK
PAD PRO V4307-40228
PRO V4207-40228



DARK CENTURY OAK
PAD PRO V4307-40287
PRO V4207-40287



DARK NORWEGIAN OAK
PAD PRO V4307-40217
PRO V4207-40217



COLOUR MATCHING ACCESSORIES
SEE PAGE 32



NAMSEN V4207-40221 BRIGHT ARDECHE OAK

NAMSEN

PAD PRO 1251 x 189 x 4 + 1 MM | 4-WAY BEVEL | SMALL PLANKS
PRO 1251 x 189 x 4 MM | 4-WAY BEVEL | SMALL PLANKS

Namsen is a real pleaser and will fit any room. It's the nature-like designs that sets this range apart. You can almost feel the wood grains and knots, can't you? Namsen offers an impressive number of decors, making it almost impossible not to find your favourite.

Install it easily with the Uniclic® click system or consider the even quicker alternative Pad Pro.





VISKAN V4220-40299 GREY SANDSTONE

VISKAN

Viskan floor tiles create a timeless look of sandstone, marble, limestone or alpstone, whilst feeling both soft and warm under your feet. Viskan tiles are resistant to stains as well as water, making them perfect for spaces like kitchens and hallways.



VISKAN V4220-40171 GREY ALPSTONE




VISKAN V4220-40173 BEIGE LIMESTONE



VISKAN V4220-40298 DRY SANDSTONE



VISKAN V4220-40296 GREY MARBLE



WHITE ALPSTONE
PAD PRO V4320-40169
PRO V4220-40169

BEIGE LIMESTONE
PAD PRO V4320-40173
PRO V4220-40173

GREY LIMESTONE
PAD PRO V4320-40172
PRO V4220-40172

GREY ALPSTONE
PAD PRO V4320-40171
PRO V4220-40171

DARK GREY LIMESTONE
PAD PRO 4320-40174
PRO V4220-40174

BLACK ALPSTONE
PAD PRO 4320-40170
PRO V4220-40170



DRY SANDSTONE
PAD PRO V4320-40298
PRO V4220-40298

GREY SANDSTONE
PAD PRO V4320-40299
PRO V4220-40299

WET SANDSTONE
PAD PRO V4320-40300
PRO V4220-40300

BRIGHT MARBLE
PAD PRO V4320-40295
PRO V4220-40295

GREY MARBLE
PAD PRO 4320-40296
PRO V4220-40296

DARK MARBLE
PAD PRO 4320-40297
PRO V4220-40297

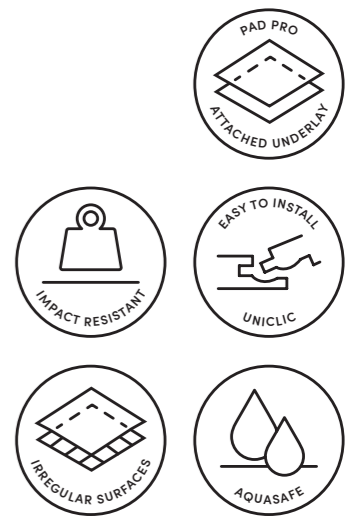


COLOUR MATCHING
ACCESSORIES
SEE PAGE 32

VISKAN

PAD PRO 610 × 303 × 4 + 1 MM | 4-WAY BEVEL | TILES
PRO 610 × 303 × 4 MM | 4-WAY BEVEL | TILES

The Viskan range is designed for stone lovers. The Rigid Vinyl tiles look like the real deal but are less fragile. And with superior impact resistance, dropping things on the floor is a lot less of a worry. Uniclic® allows for you to install Viskan smoothly, even on uneven surfaces. Perfect for renovation jobs. Viskan also comes in an option with the pad pre-attached. This really makes choosing Viskan a no brainer for anyone who appreciates functional design.



IT ALL STARTS WITH THE FLOOR

IDEAS AND INSPIRATION FROM AN INTERIOR DESIGNER

We sat with Pella Hedeby, Swedish interior designer and stylist, to get tips on what to think about when you decorate your home. Pella has lots of experience in decorating private homes and commercial premises and is passionate about what materials you should choose and everything else about interior design, from flooring to colour combinations.



What are the main things you should think about, when decorating your home?

The bases are everything. If you have well-thought-out material choices that follow a common theme through your home, then you have a great base for the way you furnish. "Less is more" may be a bit of a tired expression, but it's so true. Put lots of thought into what you add. Often it doesn't take much to create that homely feeling. Less "things" make it easier to keep your house tidy and enjoy what you have.

What are the future trends of colours and colour combinations?

I have a restrained approach to trends. Whether it's colours, materials or things. Sure, I can be inspired by something new, but I always ask myself, "Is it something I could live with over time? Did I like this 10 years ago and will I like it after 10-20 years?"

Having said that we see more colour and playfulness in many places today. Together with a minimalist, stripped-down, toned-down expression. It's important to remember that we are all different. Some people constantly need

new impressions and a lot of pulse to get energy. I belong to the group that takes in the smallest shade, filled with a streak of light, a scent and feeling in a texture. So I need to scale back and minimize things to experience balance and harmony.

In my world, materials and textures set the tone and feeling in a room. Then you can work with the smaller details.

Tone-in-tone or mixing your favourites. Like when you put together a bouquet of flowers, layering shapes and colours.


"CHOOSE A FLOOR THAT LASTS OVER TIME"

What things about flooring should you think about if you want to give a room extra space?

Lighter shades give you a more airy feeling. It's the same when you add colour to other surfaces. It reflects light and gives you that feeling of space.

Any rules about combining colour on floors and walls?

When decorating a new home, or renovating from scratch, my tip is to always start with the floor. You lay a floor so it lasts a long time, slightly more long-lasting than the colour



of the walls. The floor forms a large part of the interior and the feeling in the room. The sense of style is set with the floor and the choice of skirtings should be in harmony with the architecture. A great way to put it all together is to create a mood board with samples of materials, colours and inspirational images.

Should flooring in different rooms have to match each other, or should I see each room as unique?

I think it's nice to think holistically and let one material be the base everywhere. But different rooms naturally have different functional requirements. So I would say that it's increasingly common to mix different types of floors based on function and focusing on sustainability.

What's the biggest mistake people make when choosing a new floor?

Many people start with colours and other materials and interior details, leaving the floor as a compromise. I suggest you turn that upside down. The main thing is to choose a floor that

lasts over time. It's costly and time consuming to replace a floor, so choose what is the base of your home carefully.

Any thoughts regarding mixing different types of wood on floors and furniture?

Instead of mixing different types of wood flooring, I'd mix and match different types of wood on floors with other furnishings. For example, it's nice to mix furniture and interior details with a vintage patina that contrast with the choice of materials. I think natural material choices are always welcome elements that add a genuine feeling to any home. If there is a "rule", it's better that it's a complete, natural contrast than something that melts together – but doesn't really. Here you can balance the feeling that if a floor takes loads of space, you can add something to balance it. Like adding a rug and then furnishing with wooden furniture. Or working with wood in smaller details, a hook strip, a wooden bowl or the frames around, art on the wall...



PELLA HEDEBY
INTERIOR DESIGNER



1. UNDERLAYS
Enjoy walking on quiet floors without creaks? Choosing the right underlay can improve your living comfort significantly.



2. SKIRTINGS
Give your interior that stylish impression with skirtings that have the same look as the floor. You can also go for the white and paintable skirtings to match the colour of the wall.



3. EXPANSION PROFILES
Floors in connecting rooms melt together thanks to a colour matched expansion profile. Read on about our Incizo® 5-in-1 solution on page 50.



4. ADAPTER & END PROFILES
An elegant way to make a transition when vinyl floors meet other surfaces. Use an end profile between vinyl and windows and an adapter profile between vinyl and lower floor surfaces. Available in our Incizo® 5-in-1 solution.



5. STAIR COVERS
Pergo's flooring is an excellent choice for staircases. Stair covers provide an elegant finish to each step.

YOUR FLOOR – FINISHED IN STYLE

Choose from our wide range of accessories to give your interior that perfectly finished look. From seamless transitions to stairs or walls, silent underlays to improve your comfort or a skirting that finishes off the room in style. Details make perfection.

UNDERLAYS

Make a great floor greater. Underlays increase walking comfort, improve your room's acoustics, avoid creaking noises and support the click system. They can be combined with underfloor heating or cooling too. No need to install a separate underlay when you choose a collection with pad attached.

SKIRTINGS

Finish the look with colour matching skirtings, or complete your interior style with one of the many paintable white skirtings.

PROFILES

Hide those saw cuts and give your floor room to expand with profiles. Create a smooth transition with the colour matched Incizo® profile. Or go for a metal finish.

ALL YOU NEED TO INSTALL, FINISH AND MAINTAIN YOUR FLOOR

A vinyl floor is more than the planks you walk on. It's a complete home decor solution. That's why Pergo also offers a full line of accessories. Everything you need for trouble-free installation, finishing and maintenance.

UNDERLAYS

Make a great floor greater. Select an underlay before installing your new vinyl floor. Besides creating a level floor, underlays increase walking comfort, improve your room's acoustics and avoid creaking noises. The walking sound reduction table indicates how much sound is reduced in the room. The impact sound reduction table will tell you how much sound is reduced to the rooms below. What's most important in your home? Regardless of which underlay you choose, you can rest assured you've made a sustainable choice. No need to install a separate underlay when you choose a collection with pad attached.



COMFORT UNDERLAY
Sustainable all-round underlay made of recycled PET flakes. Comfort underlay is suitable for any room, has a very good all-round sound reduction and is compatible with underfloor heating or cooling.
Thickness: 1,15 mm. 15 m² / roll.
PGVUDLCOMFORT15

Walking sound reduction ●●●●○
Impact sound reduction ●●●●○



HEAT UNDERLAY*
Recommended underlay for rooms with direct sunlight (large windows) and the best choice for underfloor heating. Heat underlay is composed of renewable raw materials, such as plant-based oils and natural occurring fillers, which makes it a truly sustainable choice.** It has a very good sound reduction and it's also compatible with underfloor cooling.
Thickness: 1,55 mm. 10 m² / roll.
PGVUDLHEAT10

Walking sound reduction ●●●●●
Impact sound reduction ●●●●○



TRANSIT UNDERLAY
Ideal underlay for first floors and apartments, offering the best impact sound reduction to neighbouring rooms. Our Transit underlay is a sustainable choice as it's mainly made of recycled PET flakes. It's also compatible with underfloor heating or cooling.
Thickness: 1,20 mm. 15 m² / roll.
PGVUDLTRANSIT15

Walking sound reduction ●●●●○
Impact sound reduction ●●●●●

* For commercial use it's mandatory to use the Heat Underlay in combination with Namsen pro and Viskan pro.
** Cradle to Cradle Certified® products are awarded certification based upon their performance across five critical areas of sustainability: Material health, Product Circularity, Clean Air & Climate Protection, Water & Soil Stewardship and Social Fairness.

SKIRTINGS

When it comes to vinyl flooring, beauty really is in the details. What would the new living room floor be without the skirtings to match?



STANDARD SKIRTING
2400 x 12 x 58 mm
Colour matched with floor.
Surface: wear and scratch-resistant.
Core: HDF.
PGVSK(-)
For full article number, go to pergo.com



PAINTABLE PARQUET SKIRTING
2400 x 14 x 77 mm
Paintable, or can be left white.
Not suitable for wet areas.
Core: MDF.
PGPSKPAINTA



PAINTABLE WATERPROOF LARGE SKIRTING
2400 x 15 x 80 mm
Paintable, or can be left white.
Use the Foamstrip and Aqua Sealant to obtain a watertight finish.
Core: polystyrene.
PGHSK80PAINT



PAINTABLE SCOTIA
2400 x 17 x 17 mm
Paintable, or can be left white.
Not suitable for wet areas.
Core: MDF.
PGSCOTPAINTA



PAINTABLE COVER SKIRTING
2400 x 129 x 16 mm
For easy and fast renovation. Covers existing skirting. Paintable, or can be left white.
Not suitable for wet areas.
Core: MDF.
PGISKRCOVER



PAINTABLE STANDARD SKIRTING
2400 x 12 x 58 mm
Paintable, or can be left white.
Not suitable for wet areas.
Core: MDF.
PGSKPAINTA



PAINTABLE WATERPROOF MEDIUM SKIRTING
2400 x 13 x 58 mm
Paintable, or can be left white.
Use the Foamstrip and Aqua Sealant to obtain a watertight finish.
Core: polystyrene.
PGHSK58PAINT

For full article number, go to pergo.com




5 PERFECT FINISHES IN 1 SINGLE PRODUCT


Incizo®-patented profiles that perfectly match your vinyl floor colour. Simply cut the profile to the shape you need. An all-in-one solution that provides a seamless result.



FULL PROFILE TO BE CUT
2000 × 45 × 8 mm
Colour matching with floor.
PGVINCP(-)
For full article number, go to pergo.com




1
END PROFILE
2000 × 19 × 8 mm
To cover the expansion joint between floor and e.g. wall, window or threshold.



2
EXPANSION PROFILE
2000 × 38 × 8 mm
To cover the expansion joint between two floors of the same height.



3
ADAPTER PROFILE
2000 × 45 × 8 mm
To cover the expansion joint between a higher and a lower floor.



4
TRANSITION PROFILE
2000 × 38 × 8 mm
To cover the expansion joint between floor and e.g. carpet.



5
INCIZO® ALUMINIUM SUBPROFILE FOR STAIRS
2000 × 33 × 17 mm

THE INCIZO® SUBPROFILE
Is required for stair application and has to be ordered separately.
Not compatible with Namsen and Viskan.
NEVINCPBASE1



For full article number, go to pergo.com



For more information about Incizo® profile please visit our webpage.




METAL PROFILES

Slim and elegant profiles in wear and scratch resistant aluminium to finish of expansion gaps or staircases.




ADAPTER PROFILE
2000 × 38 × 7 mm
To cover the expansion gap between a higher and a lower floor. Surface: aluminium.
Available in different colours: Silver, Coffee, Clay and Champagne.

NEVADPSILV
NEVADPCOFF
NEVADPCLAY
NEVADPCHAM



EXPANSION PROFILE
2000 × 34 × 7 mm
To cover the expansion gap between two floors of the same height. Surface: aluminium.
Available in different colours: Silver, Coffee, Clay and Champagne.

NEVEXPSILV
NEVEXPCOFF
NEVEXPCLAY
NEVEXPCHAM



END PROFILE
2000 × 24 × 7 mm
To cover the expansion gap between floor and e.g. wall, window or threshold. Surface: aluminium. Available in different colours: Silver, Coffee, Clay and Champagne.

NEVENPSILV
NEVENPCOFF
NEVENPSCLAY
NEVENPCHAM



MULTIFUNCTIONAL PROFILE SILVER
1860 × 47 × 16 mm
The Pergo multifunctional profile can level height differences for a smooth transition on to any other type of floor.
Suitable for height differences of 0 – 12,3 mm.
Surface: aluminium.
PGPRSILV

NEW: MATCHED RIGID STAIR COVER

Give your staircase a fresh look with easy-to-install stair covers. These durable yet elegant stair covers are made from floor planks, which guarantees a 100% seamless matching fit with your floor. Only available for Namsen, Glomma and Vorma* floors.

QUICK AND EASY INSTALLATION

A really fast way to install with Multigluue.

COLOUR MATCHED FINISH

Use the same stair cover as your floor to give your home that seamless look.

SCRATCH AND WEAR RESISTANT

A stair that will keep its good look years and years to come.



COLOUR MATCHED RISERS INSTALLATION

Gives your stair a seamless look from top to bottom.



PAINTED RISERS INSTALLATION

Install just the treads and paint the rest in the same colour as the wall.



VINYL STAIR COVER - BULLNOSE

Durable vinyl tread cover with a bullnose stair nosing to cleanly finish your stairs. Since stair covers are made of your floor's material, the colour matches 100%.

PGVSTRBMP(-) 1474 x 136 x 54 mm (for Glomma)

PGVSTRBSP(-) 1231 x 113 x 54 mm (for Namsen and Vorma)

For full article number, go to pergo.com



**To install the stair covers in combination with a Vorma floor, you will need Namsen planks with the equivalent decor, to complete your stair solution. For full description, advice the stair cover installation instructions on pergo.com. Only available for wood decors, not stone decors.*



GIVE THE FLOOR AND STAIRS THAT SEAMLESS LOOK



WATER RESISTANT MADE EASY

Installing a water resistant floor is really easy. Follow the steps below and get your vinyl floors ready for splashes, damp and the kids indoor water games.

Only suitable for Rigid vinyl.

TWO STEPS TO GIVE YOUR FLOOR A WATERTIGHT FINISH.

1. FOAMSTRIP

15 m x 8 mm x 5 mm

An elastic filler for gaps around the floor perimeter.

NEVRFOAMSTRIP15

2. AQUA SEALANT


310 ml

Transparent silicone to combine with the Foamstrip for a watertight finish of your floor. One tube for 15 m.

PGKITTRANSP

A TOTAL FLOOR SOLUTION

Pergo vinyl flooring is well known for being easy to install. Naturally, we have all the accessories you need to do the job with ease and to keep your floor in perfect condition.



1

MULTIGLUE

290 ml
This multifunctional glue is your trusted companion while installing all Pergo accessories, whether it's skirtings or profiles - this glue is the perfect match. One tube glues 15 running metres of skirtings.

PGGLUE290

2

COLOURED SEALANT

310 ml
Acrylic-based paste for a beautiful finish between skirtings and walls. Available in 14 different colours. One tube for 15 running metres.

PGKIT(-)B
For full article number, go to pergo.com

3

AQUA SEALANT

310 ml
Transparent silicone to use on top of the Foamstrip for a watertight finish of your floor. This is necessary to take advantage of our water resistance warranty. One tube for 15 running metres.

PGKITTRANS

4

INSTALLATION SET

Installation set that contains a tapping block, a metal crowbar and spacers in two sizes (2 x 18 = 36 pcs) to quickly install your floor without damaging it.

PGTOOL

EXTRA SPACERS

48 pc
PGSPACER

5

PLUGS FOR SKIRTINGS

The easy way to connect skirtings, even in corners.
24 connecting plugs for inside or outside corners, 24 connecting plugs for straight stretches.

NEPLUG

6

PIPE COVERS

2 pc / pack
These stainless steel covers finish your pipes and heating elements neatly.

Inner diameter: 18 mm. Outer diameter: 54 mm.

PGPCINOX18

Inner diameter: 22 mm. Outer diameter: 54 mm.

PGPCINOX22

7

VINYL INSTALLATION TOOL

This tool can be used in two ways: it helps you to precisely cut your vinyl floor with the Vinyl knife, while it protects your hand, and it allows you to easily install your floor in hard-to reach places thanks to the lever function.

PGVTOOL

8

VINYL KNIFE

Sturdy and professional utility knife ideal for cutting curves and shapes out of your vinyl floor. It contains 5 ultra-sharp and curved blades. For an optimal result, you can combine it with the Vinyl installation tool.

PGVKNIFEB

REFILL SET FOR VINYL KNIFE

This refill pack contains 40 blades for the Vinyl knife. They are packaged in a solid and safe metal box.

NEVKNIFEREFILL40

9

FLOOR CLEANER

1 l
This product thoroughly cleanses your floor, protects the surface and helps preserve its original appearance. It's biodegradable which makes it a truly sustainable choice. Floor cleaner has been specifically developed for Pergo floors.

PGCLEANECO1000

10

SPOT CLEANER

250 ml
This product removes even the most persistent stains, such as those from permanent markers, paint, red wine, kitchen spills and more. Spot cleaner has been specifically developed for Pergo floors.

PGSPOTCLEAN

11

REPAIR KIT

A quick and easy way to repair damaged planks in colours that match your Pergo floor. Contains 1 melting knife, 1 comb and 7 wax blocks. For more information on how to mix colours visit pergo.com.

PGREPAIR

12

CLEANING KIT

High-quality mop set with extra-long ergonomic handle and a mop cloth holder with practical Velcro fastener. You can wash the microfibre mop up to 60°C.

PGCLEANINGKIT

FIND THE RIGHT FLOOR FOR YOUR PROJECT

Choosing the right floor is often the hardest part of refreshing your interior. Here are some tips to get you started and help guide you towards the perfect floor.

PREPARE FOR WEAR

Our durable, hard-wearing floors stay beautiful for longer. They are the ideal choice for a busy hallway or kitchen.

LET'S TALK ABOUT WATER

A water resistant floor is nice to have in a living room. But in the kitchen, it's a must. Our water resistant floors are also stain resistant.

SIZE MATTERS

Large boards boost the feeling of space in a large room, so if your home allows for it, go big.

THE FINISHING TOUCH

Accessories have a big impact on the look of your room. Choosing a matching skirting makes your room feel complete and lends a solid impression.

USE FLOORLAB

Want more from your floor? Use the FloorLab app. Take a photo of your home and get a sneak peek of which one of our floors is the perfect match for your room. Getting the perfect fit just got simple.

VISIT A PERGO SUPPLIER

To see and feel the floors in real life, please go to our website to find your nearest local Pergo supplier.

TRY FLOORLAB

SEE HOW A FLOOR CAN CHANGE THE APPEARANCE OF YOUR HOME JUST BY UPLOADING A PHOTO.



INSTALLATION MADE EASY

WATCH STEP-BY-STEP VIDEOS ON PERGO.COM TO GUIDE YOU THROUGH THE WHOLE INSTALLATION PROCESS





PERGO®

Floors for real life

Product images may differ from actual product. The availability of products, or the products themselves, may change at any time without notice. With reservation for errors. Contents © 2023 by Unilin bv – division flooring. All Rights Reserved. The contents of this brochure may not be reproduced in whole or in part without prior written permission from the publisher. For consumer questions and retailers visit pergo.com.

Pergo is a quality product produced by UNILIN BV, division flooring, Ooigemstraat 3, 8710 Wielsbeke, Belgium

a brand of  UNILIN