

PERGO®

ORIGINAL LAMINATE
COLLECTION 2023



FLOORS FOR REAL LIFE

At Pergo we build strikingly beautiful, extremely hard-wearing floors. No shortcuts, no compromises, just the best in Scandinavian function, design and engineering. We invented laminate flooring and in fact, we've been innovating floors that have gone from strength to strength since the 1970's. Floors that are easy to install and maintain. And with one of the widest ranges around in wood, vinyl and laminate, you're sure to find the perfect one for you.

Come in and look around.

STAVANGER L0345-05002 PORT OAK

04

WHY PERGO LAMINATE FLOORS
Our laminate floors are easy to clean, simple to install and built to last. And come with a complete range of formats and styles to suit your home.

06

A SENSATION IN FLOORING
With the look and feel of natural beauty, you wouldn't believe it's not wood.

10

SUSTAINABLE. NATURALLY.
We continually work to minimize our environmental impact through innovation, and by challenging the way we produce floors.

12

OUR COLLECTIONS
What's your style? From rustic to elegant, there's a Pergo laminate floor to enhance your home.

44

ACCESSORIES
It is the little things that make big things happen. Complete the look and feel with Pergo accessories of your choice.



Every plank of a Pergo laminate floor is covered with our patented TitanX™ that protects your floor from scratches and wear throughout its lifetime. So it will take a beating, even if you're playing with toys, moving furnitures or dancing around.

ODENSE L0363-06792 OATMEAL OAK

WHY PERGO LAMINATE FLOORS?

Pergo laminate floors are built with Scandinavian aesthetics and simplicity for people who love to be active. Scratch resistant and able to withstand wear and tear, they are the perfect floors to play on with the kids, dance to the beat, or just chill in a yoga pose.

Our Pro laminate floors are the perfect choice to life-proof your home. Use these floors on those high-traffic, hard wear areas like kitchens and hallways where there's lots of coming and going, playing or dropping things. It's that sense of beautiful, functional living you come to expect from Pergo. After all, we invented laminate flooring in the first place.



HIGH RESISTANCE TO SCRATCHES AND WEAR
Every plank is covered with our patented TitanX™ protection. For especially high demanding areas, choose a Pro floor. See page 8.



EASY TO INSTALL
Just click into place with the glueless PerfectFold™ or Uniclic click system.



WATER RESISTANT* AND EASY TO CLEAN
AquaSafe technology keeps your floor hygienic and simple to clean. And our floors come with a wet warranty up to 15 years**.



PERFECT FINISH
From faultless installation, to seamless finishing and worry-free maintenance of your beautiful new floor. Choose from the wide range of accessories.



TRUE TO NATURE
All our laminate floors are incredibly true to nature. For an even more natural look & feel, look for our Sensation floors. See page 6-7.



UP TO LIFETIME WARRANTY**
All Pergo laminate floors come with an up to lifetime warranty, so that you can live life to the fullest, without worrying.



HIGH RESISTANCE TO COLOUR FADING
Your floor keeps its colour year after year.

* Tested according to ISO 4760 (no leakage) and is not following EN13553 standards designed for welded resilient floor coverings.

** For full warranty conditions, go to pergo.com.

AS CLOSE AS IT GETS TO REAL WOOD,
WITH ALL THE BENEFITS OF LAMINATE



SENSATION FLOORS - NATURAL ON A WHOLE OTHER LEVEL

With Pergo Sensation laminate you wouldn't believe it's not wood. It's that feeling of natural beauty you get from authentic looking shades and grains together with a warm, matt finish. Add in more than natural protection and you have a floor that stands out for years to come.

DEEPER, MORE AUTHENTIC STRUCTURES

As close as it gets to wood, with all the benefits of laminate – right down into the bevels – to give your home that real wood look. You could say the imperfect makes it perfect.

BEVELLED EDGES AND MATT FINISH

Sensation floors come with bevels on all four sides of the planks. Those deep edges give that air of authentic beauty. Add a sophisticated matt finish and your floor looks as warm and pure as anything nature can produce.

When you want amazing-looking natural floors ask for Pergo Sensation laminates.

TITANX™ - FOR WHEN THE GOING GETS TOUGH

Every plank of a Pergo laminate floor is covered with our patented TitanX™ technology. This superior toplayer gives your floor excellent resistance to scratches & wear, and makes your floor hygienic and easy to clean.



1. SUPERIOR WEAR AND SCRATCH RESISTANCE LAYER
2. EVERLASTING DECOR
3. HIGH-PERFORMING HDF CORE
4. BACK STABILISER

TOUGH FLOOR OR EVEN TOUGHER FLOOR – GO PRO

Even if all Pergo laminate floors are more durable than most, there might be areas which need that extra strength. In that case Pergo laminate is available as a Pro collection - for those high traffic areas like kitchens, hallways and living rooms where you don't want to care - and where the kids can do what they do. Be wild.



SUPERIOR DURABILITY
For all-round medium use
up to lifetime warranty*



PRO: OUTSTANDING DURABILITY
For areas with heavy use
lifetime warranty*

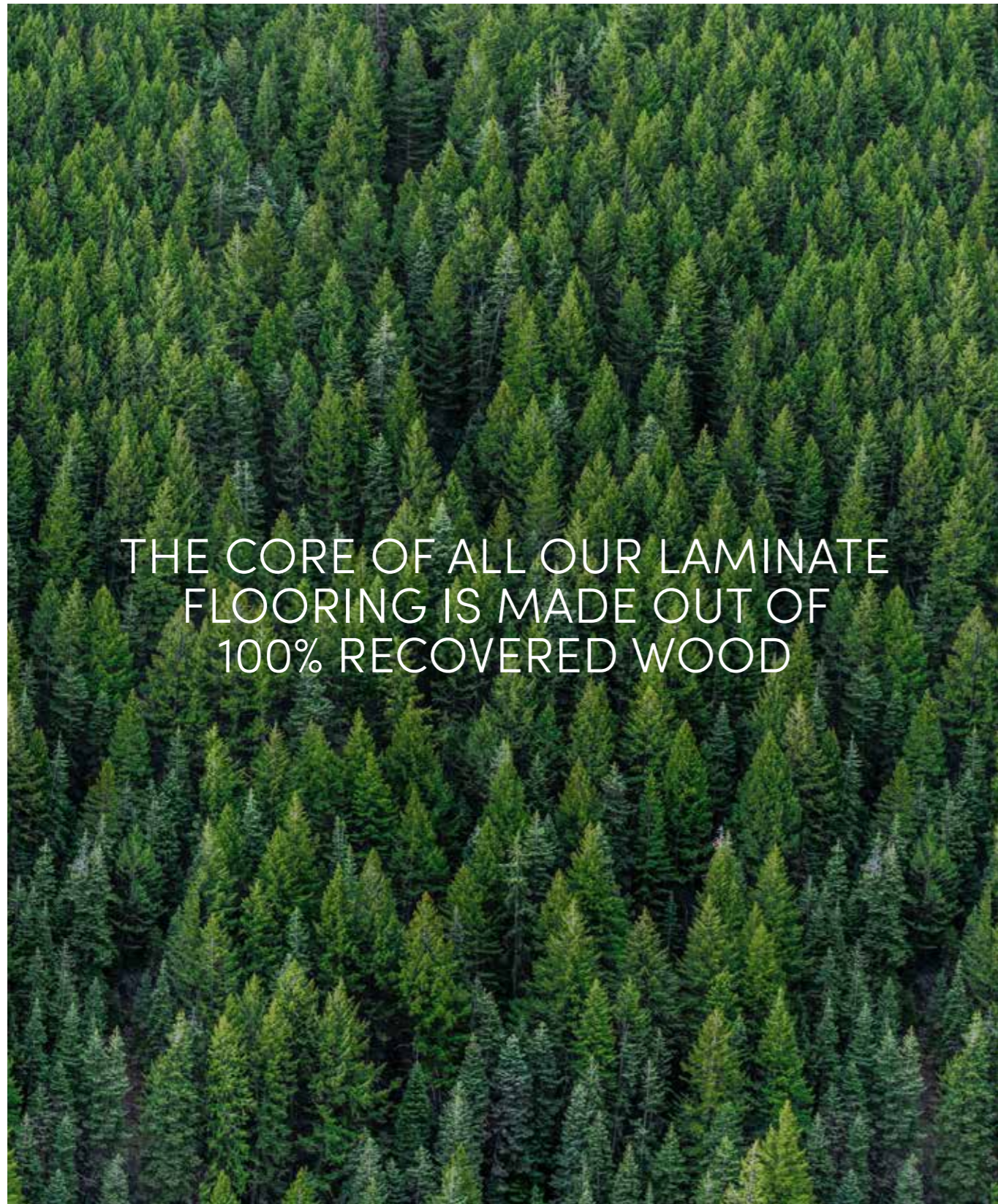
* For full warranty conditions go to pergo.com.
Espoo range offering a warranty up to 20 years.



AQUASAFE: BECAUSE LIFE'S TOO SHORT TO WORRY ABOUT WATER

All Pergo laminate floors have AquaSafe, our in-house developed technology that creates a sealed, 100% watertight* surface all the way down into the bevels, preventing water from penetrating the floor. It simply stays on the surface and you can easily wipe it away.

* Tested according to ISO 4760 (no leakage) and is not following EN13553 standards designed for welded resilient floor coverings.



SUSTAINABLE. NATURALLY.

We produce flooring as sustainable as possible, constantly innovating to minimize the potential impact on our planet. As the inventors of laminate flooring, we're proud to be the first producer to receive the Nordic Swan label and EU Ecolabel for a floor.

Our laminate floors are certified by PEFC – one of the most trusted certificate in sustainable sourcing. This guarantees our recovered wood is sourced from sustainably managed forests and controlled sources.

MAKING USE OF RECOVERED WOOD

Trees are also an important habitat for animals and essential in stimulating biodiversity. We therefore use 100% recovered wood when producing the high-density wood fibreboard in the core of our laminate. This is wood collected from sawmills, forest management processes.

CLEAN AIR INDOORS

We spend lots of time indoors, and there are many things that influence air quality, like ventilation, cleaning agents, candles and even your furnishing materials and flooring. We produce flooring in-house so we know exactly which materials are involved and can control emissions of harmful substances. And you can install your flooring without needing any adhesives.

MINIMAL VOC EMISSION

We work to minimize VOC (Volatile Organic Compounds) emissions. Formaldehyde is a VOC that's found in flooring. Formaldehyde emission in our laminate flooring is negligible and 5-10 times lower than EU restrictions, so there's no risk for you or your family.

RUNNING ON GREEN ENERGY.

Wood can be a source of green energy. UNILIN, the group behind Pergo, has invested in two biomass plants where wood waste is converted into energy. This enables us to run our production on 24% green/renewable electricity and 74% green heat at a group level in 2021.

EASY TO INSTALL, EASY TO LIVE WITH

We believe in making floors that will last and bring joy, instead of becoming waste after a few years. That's why we offer up to life-long warranty. Thanks to our advanced click technology you can install your floor glue-free without needing tools. That way you can uninstall your floor without any hassle or damage.



3029 0001

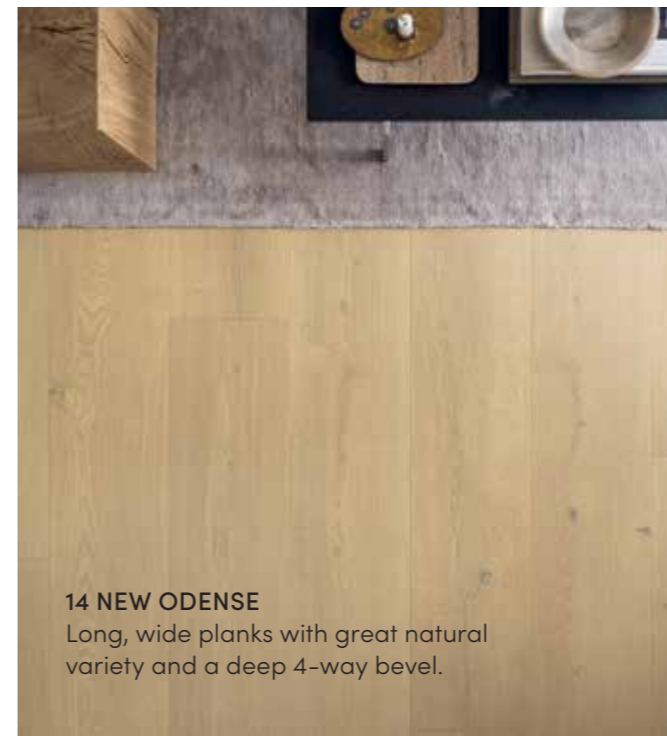
OUR COLLECTIONS

Scandinavian never goes out of style. The same goes for functional design. Our complete range of Pergo laminates delivers just that. Whether you want the high-quality feel of Odense's long planks, the natural look of Arendal or the minimalistic infinite look of Mandal, there's a floor to fill your every need.

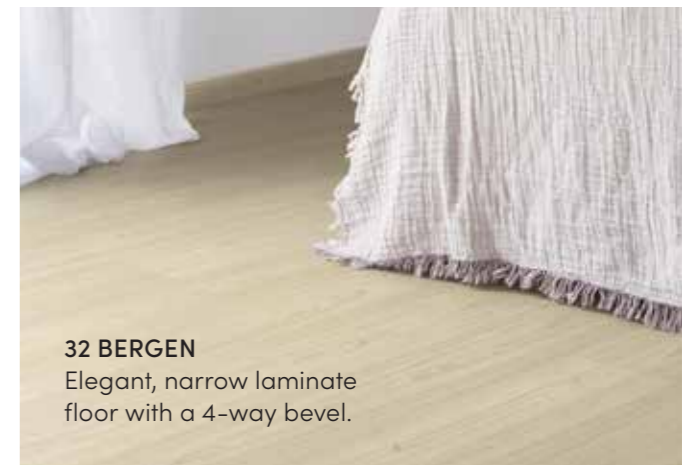
And all of them are designed to be durable and have a completely watertight surface. These are the reasons why Pergo laminate floors have become true representatives of Scandinavian functional design. So your kitchen, hallway, bedroom or living room is a pleasure to come home to. Always.

Transform the feeling of your entire room. Make it wider, narrower, longer, darker or lighter by the format and design you use – the options are endless.

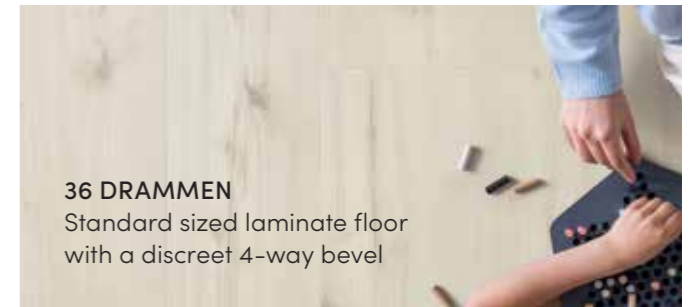
Collection	Dimensions (mm)
ODENSE	2050 x 240
ARENDAL	1380 x 190
VISBY	1380 x 190
STAVANGER	1380 x 278,5
BERGEN	1380 x 156
DRAMMEN	1200 x 190
MANDAL	1200 x 190
ESPOO	1200 x 190




14 NEW ODENSE
Long, wide planks with great natural variety and a deep 4-way bevel.




32 BERGEN
Elegant, narrow laminate floor with a 4-way bevel.




36 DRAMMEN
Standard sized laminate floor with a discreet 4-way bevel.




20 ARENDAL
Medium sized floor with great natural variety and a 4-way bevel.



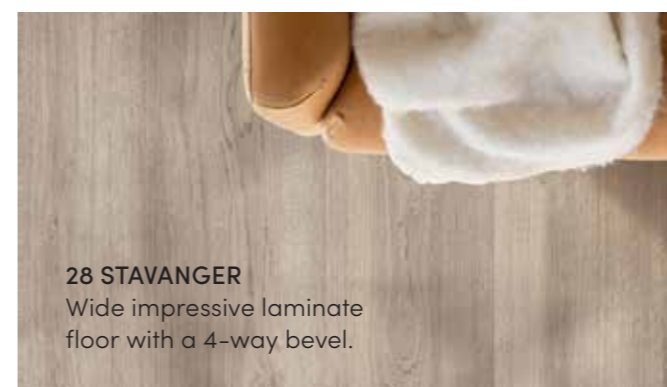
38 MANDAL
Minimalistic, standard-sized flooring without bevels.



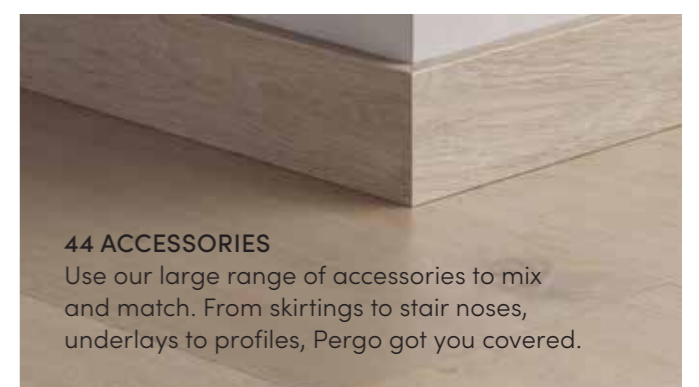
24 VISBY
Medium sized laminate floor with a deep 4-way bevel.



40 ESPOO
Modern, standard-sized flooring available with or without bevel.



28 STAVANGER
Wide impressive laminate floor with a 4-way bevel.



44 ACCESSORIES
Use our large range of accessories to mix and match. From skirtings to stair noses, underlays to profiles, Pergo got you covered.

*NATURE'S ENDLESS
VARIATIONS WITH EXTRA
LONG, WIDE PLANKS*



NEW ODENSE

Our new Odense floors take inspiration from the lush hills of Fyn, to create a perfect balance between the past and the future. Want that premium look you get from extra-long, extra-wide planks? Odense helps you create a vibrant and natural looking space, giving larger rooms a sense of grandeur whilst giving smaller spaces a sense of calmness. Odense looks and feels genuinely authentic. Natural. So close to real wood you won't believe it's not.



ODENSE L0363-06797 DUSK OAK



ODENSE L0363-06791 CLAY OAK

DESIGN MEETS DURABILITY

Like all Pergo floors, Odense is extremely durable, covered with both TitanX™ protection and AquaSafe technology so it looks its best for years to come.



©DENSE L0363-06793 FOLK



The Folk design was created by hand and implemented with today's advanced techniques, making this decor a true representative of modern craftsmanship.

FOLK - A FLOOR WITH A SCANDINAVIAN STORY

Our new Folk design takes inspiration from old Scandinavian folk art, by giving the traditional farmhouse style a contemporary twist. This decor is something different, a genuine eye-catcher, mixing old and new, traditional and modern, in a truly unique way. It creates a bold statement with its slightly worn look and makes for a perfect match in any room that desires that little extra focal point.

For the creative minded, it's possible to mix Folk with the Vibrant Oak design. This gives an even more unique yet coherent look in your home, as the two designs have a colour matched base.



- GLACIER OAK
● PRO L0263-06799
● L0363-06799
- CLAY OAK
● PRO L0263-06791
● L0363-06791
- OATMEAL OAK
● PRO L0263-06792
● L0363-06792
- MALT OAK
● PRO L0263-06793
● L0363-06793
- CLOUDED OAK
● PRO L0263-06794
● L0363-06794
- CLEAR OAK
● PRO L0263-06795
● L0363-06795



- VIBRANT OAK
● PRO L0263-06796
● L0363-06796
- SOLSTICE OAK
● PRO L0263-06800
● L0363-06800
- FOLK
● PRO L0263-06798
● L0363-06798
- DUSK OAK
● PRO L0263-06797
● L0363-06797
- RUSTIC CHARM
● PRO L0263-06802
● L0363-06802
- BEAUFORT OAK
● PRO L0263-06801
● L0363-06801



- RUSTIC SMOKE
● PRO L0263-06803
● L0363-06803
- COLOUR MATCHING ACCESSORIES
SEE PAGE 44

ODENSE

2050 x 240 x 9,5 MM | 4-WAY BEVEL | 2,952 M²/PACK

Our new Odense floors are easy to install with PerfectFold™ and make for a both durable and AquaSafe floor. With its pronounced, 4-way bevel and deeper, more natural textures Odense was developed to bring the perfect balance to any room. The size and realistic texture of Odense floors bring a timeless look, that suits perfectly in both modern as well as traditional homes.



*ARENDA FLOORS BRING
A NATURAL, CLASSIC LOOK
TO YOUR HOME*



ARENDA L0339-04317 TASMANIAN OAK



ARENDA

With their balanced slightly longer planks, Arendal floors bring a classic look to any room, regardless of its size. The broad range of colours that the Arendal floor range offers, along with the high natural variety of the planks, ensures that everyone can find a natural looking floor to suit their home.

And with our AquaSafe technology the surface is watertight and easy to keep clean.



ARENDA L0339-04297 ISLAND OAK



NORTH CAPE OAK ● PRO L0239-04289 ● L0339-04289	NORDIC SAND OAK ● PRO L0239-04291 ● L0339-04291	ISLAND OAK ● PRO L0239-04297 ● L0339-04297	MOORLAND OAK ● PRO L0239-04305 ● L0339-04305	SKAGEN OAK ● PRO L0239-04293 ● L0339-04293	TUNDRA OAK ● PRO L0239-04299 ● L0339-04299
-------------------------------------------------------------	--------------------------------------------------------------	---------------------------------------------------------	-----------------------------------------------------------	---------------------------------------------------------	---------------------------------------------------------



STOCKHOLM OAK ● PRO L0239-04295 ● L0339-04295	RIVERSIDE OAK ● PRO L0239-04301 ● L0339-04301	ESTATE OAK ● PRO L0239-04313 ● L0339-04313	REFINED WALNUT ● PRO L0239-04319 ● L0339-04319	BARNHOUSE OAK ● PRO L0239-04307 ● L0339-04307	TASMANIAN OAK ● PRO L0239-04317 ● L0339-04317
------------------------------------------------------------	------------------------------------------------------------	---------------------------------------------------------	-------------------------------------------------------------	------------------------------------------------------------	------------------------------------------------------------



VINTAGE GREY OAK ● PRO L0239-04311 ● L0339-04311	GREY BARNHOUSE OAK ● PRO L0239-04303 ● L0339-04303	MEADOW OAK ● PRO L0239-04309 ● L0339-04309	WEATHERED PINE ● PRO L0239-04315 ● L0339-04315	COLOUR MATCHING ACCESSORIES SEE PAGE 44
---------------------------------------------------------------	-----------------------------------------------------------------	---------------------------------------------------------	-------------------------------------------------------------	---------------------------------------------------

ARENDA L


1380 x 190 x 9 MM | 4-WAY BEVEL | 1,573 M²/PACK

Arendal Sensation floors have a realistic wood-like look that is hard to tell from the real thing. The natural variations of Arendal floors is what sets this range apart.

The innovative AquaSafe technology makes the surface of the floors watertight and safe from water. And thanks to our TitanX™ protective top layer, there is no need to worry about scratches and wear.



GET A STYLISH LOOK
WITH COLOUR
MATCHED SKIRTINGS



ADD SOME SKIRTING STYLE

Mix and match from our wide range of skirtings and other accessories specially designed to complement your floor.

VISBY L0331-03374 COASTAL OAK



VISBY L0331-03374 COASTAL OAK


VISBY

With their Sensation technology, Visby floors give you that natural, authentic finish. The deep 4-way bevel enhances the classic wood floor look.


And with AquaSafe technology the surface is 100% watertight, all the way down into the bevels.




VISBY L0331-03373 BRUSHED WHITE PINE



- FROST WHITE OAK
● PRO L0231-03866
● L0331-03866
- BRUSHED WHITE PINE
● PRO L0231-03373
● L0331-03373
- MODERN DANISH OAK
● PRO L0231-03372
● L0331-03372
- NEW ENGLAND OAK
● PRO L0231-03369
● L0331-03369
- COASTAL OAK
● PRO L0231-03374
● L0331-03374
- CITY OAK
● PRO L0231-03868
● L0331-03868



- SCRAPED VINTAGE OAK
● PRO L0231-03376
● L0331-03376
- MANOR OAK
● PRO L0231-03370
● L0331-03370
- VILLAGE OAK
● PRO L0231-03375
● L0331-03375
- FARMHOUSE OAK
● PRO L0231-03371
● L0331-03371
- STUDIO OAK
● PRO L0231-03867
● L0331-03867
- LIMED GREY OAK
● PRO L0231-03367
● L0331-03367



- URBAN GREY OAK
● PRO L0231-03368
● L0331-03368
- BLACK PEPPER OAK
● PRO L0231-03869
● L0331-03869
- COLOUR MATCHING
ACCESSORIES
SEE PAGE 44

VISBY

1380 × 190 × 8 MM | 4-WAY BEVEL | 1,835 M²/PACK

Visby comes in 14 different decors to suit every style and taste. The pronounced 4-way bevel enhances the authentic look of the planks. The protective TitanX™ top layer gives Visby floors great resistance to scratches and wear and AquaSafe makes the floors water resistant and worry-free.

With the PerfectFold™ click system, you can install your Visby floors quickly and easily.





STAVANGER L0345-05004 RIVER ROCK OAK



STAVANGER

The wide planks of Stavanger floors visually enlarge a room, creating a natural and luxurious look. Stavanger's deep cracks and knots emphasize the rustic, naturalistic look of the plank.



STAVANGER L0345-04996 ABBEY OAK



STAVANGER L0345-04997 NORTHERN OAK



- SEASALT OAK
● PRO L0245-04998
● L0345-04998
- PORT OAK
● PRO L0245-05002
● L0345-05002
- VITALETA OAK
● PRO L0245-04999
● L0345-04999
- ATELIER OAK
● PRO L0245-05006
● L0345-05006
- VALLEY OAK
● PRO L0245-04995
● L0345-04995
- WILDWOOD OAK
● PRO L0245-05003
● L0345-05003



- ABBAY OAK
● PRO L0245-04996
● L0345-04996
- NORTHERN OAK
● PRO L0245-04997
● L0345-04997
- BORGIO OAK
● PRO L0245-05000
● L0345-05000
- BLOSSOM OAK
● PRO L0245-04994
● L0345-04994
- MOUNTAIN CABIN OAK
● PRO L0245-05005
● L0345-05005
- RIVER ROCK OAK
● PRO L0245-05004
● L0345-05004



COLOUR MATCHING
ACCESSORIES
SEE PAGE 44

STAVANGER

1380 × 278.5 × 8 MM | 4-WAY BEVEL | 2,306 M²/PACK

Our Stavanger floors will make a great impression in any room. Stavanger's 4-way bevel and its deep, natural textures makes it feel just like real wood. The TitanX™ top layer protects the floor from scratches and wear and the innovative AquaSafe technology provides excellent water resistance. This makes water and spills so much less of a worry, even in the kitchen or hallway.





AQUASAFE: BECAUSE LIFE'S TOO SHORT TO WORRY ABOUT WATER.
AquaSafe creates a sealed, 100% watertight surface all the way down into the bevels, preventing water from penetrating the floor. It simply stays on the surface and you can easily wipe it away.

BERGEN L0346-05012 PORTMAN WALNUT



BERGEN


Bergen is our most slim floor, with a narrow design that is suited to all rooms. Bergen brings elegance to your interior, whilst being tough and hard-wearing in frequently used spaces.



BERGEN L0346-05022 TROMSDALEN OAK



- | | | | | | |
|------------------------------------------------------|------------------------------------------------|---------------------------------------------------|--------------------------------------------------------|---------------------------------------------------|--------------------------------------------------|
| TROMSDALEN OAK
● PRO L0246-05022
● L0346-05022 | PIER OAK
● PRO L0246-05010
● L0346-05010 | RAILWAY OAK
● PRO L0246-05008
● L0346-05008 | COMFORT GREY OAK
● PRO L0246-05007
● L0346-05007 | COLOGNE OAK
● PRO L0246-05009
● L0346-05009 | VIENNA OAK
● PRO L0246-05011
● L0346-05011 |
|------------------------------------------------------|------------------------------------------------|---------------------------------------------------|--------------------------------------------------------|---------------------------------------------------|--------------------------------------------------|



- | | | |
|-----------------------------------------------------|------------------------------------------------------|-----------------------------------------------|
| RED CLAY TEAK
● PRO L0246-05021
● L0346-05021 | PORTMAN WALNUT
● PRO L0246-05012
● L0346-05012 | COLOUR MATCHING
ACCESSORIES
SEE PAGE 44 |
|-----------------------------------------------------|------------------------------------------------------|-----------------------------------------------|

BERGEN

1380 x 156 x 8 MM | 4-WAY BEVEL | 1,722 M²/PACK

With Bergen floors you find a range of elegant designs that will bring a timeless look to your home. As these floors have a 100% watertight surface, they are suited for every space in your home. From bathroom to kitchen.

The protective TitanX™ top layer gives Bergen a great scratch and wear resistance. Installation is easy, thanks to the Uniclic® click system.






DRAMMEN L0348-05015 WHITE GLOOM OAK



- WHITE GLOOM OAK
● PRO L0248-05015
● L0348-05015
- SANDWAVE OAK
● PRO L0248-05014
● L0348-05014
- CORNWALL OAK
● PRO L0248-05019
● L0348-05019
- ISLA OAK
● PRO L0248-05016
● L0348-05016
- DARTMOOR OAK
● PRO L0248-05020
● L0348-05020
- CAPPUCCINO OAK
● PRO L0248-05018
● L0348-05018



- RICARD OAK
● PRO L0248-05017
● L0348-05017
- BROWN LEATHERED OAK
● PRO L0248-05013
● L0348-05013
- COLOUR MATCHING ACCESSORIES
SEE PAGE 44



DRAMMEN L0348-05016 ISLA OAK

DRAMMEN

1200 x 190 x 8 MM | 4-WAY BEVEL | 1,596 M²/PACK

Our Drammen floors have both practical advantages, as well as an appealing design. The discreet bevel of these floors brings calm to a room, whilst adding a natural plank look. With decors from subtle to rustic, light to dark as well as a high resistance to scratches and wear, these floors truly represent functional design.

With AquaSafe technology and a TitanX™ protective top layer, Drammen floors are both water resistant and extremely durable.






MANDAL L0347-05027 SEA STACK OAK



- SEA STACK OAK
● PRO L0247-05027
● L0347-05027
- MISTY OAK
● PRO L0247-05024
● L0347-05024
- VINEYARD OAK
● PRO L0247-05023
● L0347-05023
- SOFT CABIN OAK
● PRO L0247-05025
● L0347-05025
- NATURAL OAK
● PRO L0247-01804
● L0347-01804
- MAINE OAK
● PRO L0247-05026
● L0347-05026



- DARK GREY OAK
● PRO L0247-01805
● L0347-01805
- POTTERY OAK
● PRO L0247-05028
● L0347-05028
- COLOUR MATCHING
 ACCESSORIES
 SEE PAGE 44

WATER ON THE FLOOR? NO PROBLEM!
 Your Mandal floor is treated with AquaSafe,
 making the surface 100% watertight. So you can live
 life to the fullest, without worrying about your floor.



MANDAL L0347-05023 VINEYARD OAK

MANDAL

1200 x 190 x 8 MM | NO BEVEL | 1,596 M²/PACK

Our Mandal collection offers a modern, minimalistic look. Stripped to its essence. These floors have no bevels, creating a continuous surface that is easy to clean. The decors are both warm and welcoming, adding a modern, yet authentic touch to your room.

The Mandal floors have a high scratch and wear resistance. Alongside the innovative AquaSafe technology this ensures Mandal is a very functional choice.





ESPOO L0365-04392 CONVENT OAK



ESPOO L0365-04395 WATERFRONT OAK



MILK WHITE OAK ● L0365-04387 BEVEL ● L0364-04387 NO BEVEL	WATERFRONT OAK ● L0365-04395 BEVEL ● L0364-04395 NO BEVEL	RIVER OAK ● L0365-04389 BEVEL ● L0364-04389 NO BEVEL	NATURAL BEIGE OAK ● L0365-04390 BEVEL ● L0364-04390 NO BEVEL	WARM NATURAL OAK ● L0365-04394 BEVEL ● L0364-04394 NO BEVEL	CONVENT OAK ● L0365-04392 BEVEL ● L0364-04392 NO BEVEL
---------------------------------------------------------------------	---------------------------------------------------------------------	----------------------------------------------------------------	------------------------------------------------------------------------	-----------------------------------------------------------------------	------------------------------------------------------------------



CANYON OAK ● L0365-04393 BEVEL ● L0364-04393 NO BEVEL	HIGHLAND BROWN OAK ● L0365-04391 BEVEL ● L0364-04391 NO BEVEL	VINEYARD OAK ● L0365-04386 BEVEL ● L0364-04386 NO BEVEL	ELEGANT GREY OAK ● L0365-04388 BEVEL ● L0364-04388 NO BEVEL	COLOUR MATCHING ACCESSORIES SEE PAGE 44
-----------------------------------------------------------------	-------------------------------------------------------------------------	-------------------------------------------------------------------	-----------------------------------------------------------------------	--------------------------------------------

ESPOO

1200 x 190 x 7 MM | NO BEVEL / 4-WAY BEVEL | 1,824 M²/PACK

Esboo floors bring you quality and design for a very affordable price. The smart, classic floors come both with and without bevels, so you can choose between a more modern clean look or a more natural plank look. The AquaSafe feature makes Esboo floors water resistant and worry-free.



IT ALL STARTS WITH THE FLOOR

IDEAS AND INSPIRATION FROM AN INTERIOR DESIGNER

We sat with Pella Hedeby, Swedish interior designer and stylist, to get tips on what to think about when you decorate your home. Pella has lots of experience in decorating private homes and commercial premises and is passionate about what materials you should choose and everything else about interior design, from flooring to colour combinations.



What are the main things you should think about, when decorating your home?

The bases are everything. If you have well-thought-out material choices that follow a common theme through your home, then you have a great base for the way you furnish. "Less is more" may be a bit of a tired expression, but it's so true. Put lots of thought into what you add. Often it doesn't take much to create that homely feeling. Less "things" make it easier to keep your house tidy and enjoy what you have.

What are the future trends of colours and colour combinations?

I have a restrained approach to trends. Whether it's colours, materials or things. Sure, I can be inspired by something new, but I always ask myself, "Is it something I could live with over time? Did I like this 10 years ago and will I like it after 10-20 years?"

Having said that we see more colour and playfulness in many places today. Together with a minimalist, stripped-down, toned-down expression. It's important to remember that we are all different. Some people constantly need

new impressions and a lot of pulse to get energy. I belong to the group that takes in the smallest shade, filled with a streak of light, a scent and feeling in a texture. So I need to scale back and minimize things to experience balance and harmony.

In my world, materials and textures set the tone and feeling in a room. Then you can work with the smaller details.

Tone-in-tone or mixing your favourites. Like when you put together a bouquet of flowers, layering shapes and colours.


"CHOOSE A FLOOR THAT LASTS OVER TIME"

What things about flooring should you think about if you want to give a room extra space?

Lighter shades give you a more airy feeling. It's the same when you add colour to other surfaces. It reflects light and gives you that feeling of space.

Any rules about combining colour on floors and walls?

When decorating a new home, or renovating from scratch, my tip is to always start with the floor. You lay a floor so it lasts a long time, slightly more long-lasting than the colour



of the walls. The floor forms a large part of the interior and the feeling in the room. The sense of style is set with the floor and the choice of skirtings should be in harmony with the architecture. A great way to put it all together is to create a mood board with samples of materials, colours and inspirational images.

Should flooring in different rooms have to match each other, or should I see each room as unique?

I think it's nice to think holistically and let one material be the base everywhere. But different rooms naturally have different functional requirements. So I would say that it's increasingly common to mix different types of floors based on function and focusing on sustainability.

What's the biggest mistake people make when choosing a new floor?

Many people start with colours and other materials and interior details, leaving the floor as a compromise. I suggest you turn that upside down. The main thing is to choose a floor that

lasts over time. It's costly and time consuming to replace a floor, so choose what is the base of your home carefully.

Any thoughts regarding mixing different types of wood on floors and furniture?

Instead of mixing different types of wood flooring, I'd mix and match different types of wood on floors with other furnishings. For example, it's nice to mix furniture and interior details with a vintage patina that contrast

with the choice of materials. I think natural material choices are always welcome

elements that add a genuine feeling to any home. If there is a "rule", it's better that it's a complete, natural contrast than something that melts together – but doesn't really. Here you can balance the feeling that if a floor takes loads of space, you can add something to balance it. Like adding a rug and then furnishing with wooden furniture. Or working with wood in smaller details, a hook strip, a wooden bowl or the frames around, art on the wall...



PELLA HEDEBY
INTERIOR DESIGNER




1. UNDERLAYS
Enjoy walking on quiet floors without creaks? Choosing the right underlay can improve your living comfort significantly.



2. SKIRTINGS
Give your interior that stylish impression with skirtings that have the same look as the floor. You can also go for the white and paintable skirtings to match the colour of the wall.



3. EXPANSION PROFILES
Floors in connecting rooms melt together thanks to a colour matched expansion profile. Read about our Incizo® 5-in-1 solution on page 54.



4. ADAPTER & END PROFILES
An elegant way to make a transition when laminate floors meet other surfaces. Use an end profile between laminate and windows and an adapter profile between laminate and lower floor surfaces. Available in our Incizo® 5-in-1 solution.



5. STAIR NOSES
Pergo's flooring is an excellent choice for staircases. Stair noses provide an elegant finish to each step. Various stair finishes are possible. Available in our Incizo® 5-in-1 solution.

YOUR FLOOR – FINISHED IN STYLE

Choose from our wide range of accessories to give your interior that perfectly finished look and feel. From seamless transitions to stairs or walls, silent underlays to improve your comfort or a skirting that finishes off the room in style. Details make perfection.

UNDERLAYS

Make a great floor greater. Underlays increase walking comfort, improve your room's acoustics, avoid creaking noises, support the click system and protect floors from rising moisture. They can be combined with underfloor heating or cooling too.

SKIRTINGS

Finish the look with colour matching skirtings, or complete your interior style with one of the many paintable white shapes.

PROFILES

Hide those saw cuts and give your floor room to expand with profiles. Create a smooth transition with the colour matched Incizo® profile.

ALL YOU NEED TO INSTALL, FINISH AND MAINTAIN YOUR FLOOR

A laminate floor is more than the planks you walk on. It's a complete home decor solution. That's why Pergo also offers a full line of accessories. Everything you need for trouble-free installation, finishing and maintenance.

UNDERLAYS

CHOOSE THE UNDERLAY THAT'S RIGHT FOR YOU.

1. Decide where you want to install the underlay. Our underlays give you excellent sound insulation. Walking sound reduction shows you how much sound is reduced in the room. Impact sound reduction indicates how much sound is reduced to the rooms below.
2. Check your subfloor: is it wood or concrete?
3. Take a knife to cut the rolls and use our Pergo tape (NETAPE50) to connect them.



FOAM UNDERLAY
WOOD SUBFLOORS
Qualitative and budget-friendly underlay for rooms where there is less traffic. Compatible with underfloor heating. Foam underlay can be used in buildings certified with the Nordic Swan mark. Thickness 2 mm. 15 m²/roll
PGUDLFOAM15B

Walking sound reduction ●●●○○
Impact sound reduction ●●●●○



SMART UNDERLAY
WOOD SUBFLOORS
100% recyclable all-round underlay for rooms with frequent traffic. Compatible with underfloor heating. Smart underlay can be used in buildings certified with the Nordic Swan mark. Thickness 3 mm. 15 m²/pack.
PGUDLSMART15

Walking sound reduction ●●●●○
Impact sound reduction ●●●●○



FOAM+ UNDERLAY
CONCRETE SUBFLOORS
Qualitative and budget-friendly underlay for rooms where there is less traffic. It has an integrated vapour barrier with an overlap and tape strip. Compatible with underfloor heating. Thickness 2 mm. 15 m²/roll.
PGUDLFOAMPLUS15

Walking sound reduction ●●●○○
Impact sound reduction ●●●●○




SMART+ UNDERLAY
CONCRETE SUBFLOORS
100% recyclable all-round underlay for rooms with frequent traffic. This underlay has an integrated vapour barrier with an overlap and tape strip. Compatible with underfloor heating. Smart+ underlay can be used in buildings certified with the Nordic Swan mark. Thickness 3 mm. 15 m²/pack.
PGUDLSMARTPLUS15

Walking sound reduction ●●●●○
Impact sound reduction ●●●○○



SILENT WALK UNDERLAY**
WOOD AND CONCRETE SUBFLOORS.
A strong, durable underlay that's perfect for rooms with heavy traffic such as your living room, hallway or kitchen. It offers optimal sound reduction and the highest efficiency for underfloor heating and cooling systems. It comes with an integrated vapour barrier to protect your floor against rising damp. Silent Walk is composed of renewable raw materials, such as plant-based oils and natural occurring fillers. Thickness 2 mm. 7 m²/roll.
PGUDLSW7

Walking sound reduction ●●●●●
Impact sound reduction ●●●○○



MOISTURBLOC EXTREME™
1,05 × 15 m = 15 m² (5 cm overlap)
This vapour barrier has three times the moisture resistance of a traditional PE film. Install it on concrete floors with up to 95% relative humidity. It's ideal for basements and on concrete floors with high humidity.
Thickness: 2,5 mm. Material: Polypropylene. Tape included.
PGUDLMO15



PE FILM (POLYETHYLENE)
12,5 × 2,7 m = 33,75 m²/roll.
Protects flooring from moisture vapour rising from a mineral or concrete subfloor. Useful lifetime 50 years.
Thickness: 0,2 mm.
Material: Polyethylene, alkaline resistant.
PGUDLSCREEN34



DRAMMEN L0348-05015 WHITE GLOOM OAK

46 *When installing the Silent Walk Underlay on concrete floors or on top floorheating, tape the edges of the underlay with a damp-proof tape (NETAPE50). Don't do this when installing on wooden subfloors.
** Cradle to Cradle Certified® products are awarded certification based upon their performance across five critical areas of sustainability: Material health, Product Circularity, Clean Air & Climate Protection, Water & Soil Stewardship and Social Fairness.

QUICKHEAT. THE SMART WAY TO UNDERFLOOR HEATING.

QuickHeat is the smart, economic, comfortable way to heat your floors. No more slippers, just walking, relaxing and playing on a warm, welcoming floor. Pergo QuickHeat includes a heating foil that produces the heat, insulation plates to help radiate the heat upwards and two dampproof separation layers that block damp that could rise from the subfloor and protect from surface leakage.

Not sure how to plan your QuickHeat underfloor heating, or how much you'll need? You'll find step-by-step instructions on the Pergo website.



BUILT-IN SAFETY

QuickHeat has a built-in electrical safety feature that automatically disconnects power if there is a failure – so you never have to worry. Easy to install, the system is certified for do-it-yourself, no need for an electrician. It fulfills international standards for removable floors.

WIRELESS THERMOSTAT IN EVERY ROOM


Fine-tune the temperature of each room using the thermostat, or warm up the house remotely using an app on your smartphone.



QUICKHEAT FOIL

60 W / m². 230 V. Max installation 50 m².

NEUDLQH60X300, 0,6 × 3 m
 NEUDLQH60X500, 0,6 × 5 m
 NEUDLQH60X700, 0,6 × 7 m
 NEUDLQH100X300, 1 × 3 m
 NEUDLQH100X500, 1 × 5 m
 NEUDLQH100X700, 1 × 7 m
 NEUDLQH120X300, 1,2 × 3 m
 NEUDLQH120X500, 1,2 × 5 m
 NEUDLQH120X700, 1,2 × 7 m



QUICKHEAT INSULATION PLATES

Insulation plates. 120 × 50 × 0,7 cm.

10 plates/pack. 0,6m²/plate, 6m²/pack.
 Thickness: 7 mm. Use of vapour barrier is recommended. Place PE film PGUDLSCREEN34 under QuickHeat insulation plates as well as on top of QuickHeat foils.

NEUDLQHPLATE



CONTROLLER KIT, WIRELESS

12 × 10 × 3,5 cm.

Multi room control via app on smartphone. Plug in with power plug. Three programs: constant, day / night and weekly program 5 + 2.

NEQHKITWIFI

EXTENSION CABLES

Foils are plugged together via a connector system. You can plug a cable in the last foil directly to the thermostat.

NEQHEXTCAB100, 1m
 NEQHEXTCAB300, 3m

GET A WARM, WELCOMING FLOOR
 WITH A QUICKHEAT SOLUTION



ARENDAL L0339-04291 NORDIC SAND OAK

SKIRTINGS FOR A PERFECT FINISH

When it comes to laminate flooring, beauty really is in the details. What would the new living room floor be without the skirtings to match?

SKIRTINGS THAT MATCH YOUR STYLE

Use the same colour as the floor to contrast with the wall.

Choose our colour matched skirtings, perfectly matched with the Pergo floor of your choice.



For full article number, go to pergo.com



COLOUR MATCHED STANDARD SKIRTING
2400 x 12 x 58 mm
The perfect colour match for your floor with market-leading wear resistance. Pre-applied cuts allow you to resize the skirting to a 4 cm skirting. Use the included plugs to easily connect skirtings, even in corners. Not suitable for wet areas.
Core: MDF.

PGSK(-)
For full article number, go to pergo.com



COLOUR MATCHED PARQUET SKIRTING
2400 x 14 x 77 mm
The perfect colour match for your floor with market-leading wear resistance. Not suitable for wet areas.
Core: MDF.

PGPSK(-)
For full article number, go to pergo.com



COLOUR MATCHED SCOTIA SKIRTING
2400 x 17 x 17 mm
The perfect colour match for your floor with market-leading wear resistance. Not suitable for wet areas.
Core: MDF.

PGSCOT(-)
For full article number, go to pergo.com

MIX AND MATCH

Skirtings in the same colour as the wall give your room that seamless look.

Choose one of our paintable skirting options.



PAINTABLE STANDARD SKIRTING
2400 x 12 x 58 mm
Make a statement to your skirting. Paint it in any colour you like. Not suitable for wet areas. Paintable, or can be left white.
Core: MDF.

PGSKPAINTA



PAINTABLE PARQUET SKIRTING
2400 x 14 x 77 mm
Make a statement to your skirting. Paint it in any colour you like. Not suitable for wet areas. Paintable, or can be left white.
Core: MDF.

PGPSKPAINTA



PAINTABLE SCOTIA
2400 x 17 x 17 mm
Make a statement to your skirting. Paint it in any colour you like. Not suitable for wet areas. Paintable, or can be left white.
Core: MDF.

PGSCOTPAINTA

ANY COLOUR YOU LIKE AS LONG AS IT'S WHITE

The classic colour for a skirting that never goes out of style.

Choose the white skirting that matches your style or cover your existing ones with our cover skirting.



PAINTABLE COVER SKIRTING
2400 x 16 x 129 mm
For easy and fast renovation. Covers existing skirting. Not suitable for wet areas. Make a statement to your skirting. Paint it in any colour you like.
Core: MDF.

PGISKRCOVER



PAINTABLE WATERPROOF MEDIUM SKIRTING
2400 x 13 x 58 mm
Make a statement to your skirting. Paint it in any colour you like. 100% recyclable waterproof skirting for those spaces you might get a splash. Use Foamstrip and Aqua Sealant to get a watertight finish. Paintable, or can be left white.
Core: polystyrene.

PGHSK58PAINT



PAINTABLE WATERPROOF LARGE SKIRTING
2400 x 15 x 80 mm
Make a statement to your skirting. Paint it in any colour you like. 100% recyclable waterproof skirting for those spaces you might get a splash. Use Foamstrip and Aqua Sealant to get a watertight finish. Paintable, or can be left white.
Core: polystyrene.

PGHSK80PAINT

WATER RESISTANCE MADE EASY

Installing a water resistant floor is really easy. Follow the steps below and get your laminate floor ready for splashes, damp and the kids' indoor water games.

THREE STEPS TO GIVE YOUR FLOOR A WATERTIGHT FINISH

1. FOAMSTRIP

20 × 1 m × Ø 10 mm

An elastic filler for gaps around the floor perimeter.

NEFOAMSTRIP20

2. AQUA SEALANT

310 ml

Transparent silicone to combine with the Foamstrip for a watertight finish of your floor. One tube seals 15 m.

PGKITTRANSP

3. HYDROSTRIP

15 m

Transparent strip for a watertight finish of your skirting.

NEHSTRIPSK15 (for standard skirtings)

NEHSTRIPSCOTPSK15 (for scotia & parquet skirtings)



5 PERFECT FINISHES IN 1 SINGLE PRODUCT


Made from wear and scratch resistant laminate, Incizo®-patented profiles make the perfect match for your floor. An all-in-one solution that provides a seamless result.

Simply cut the profile to the shape you need with the included knife. Suitable for flooring heights 7 – 10 mm.




THE INCIZO® PROFILE
2150 x 48 x 13 mm


PGINCP(-)
For full article number, go to pergo.com




EXPANSION PROFILE
From laminate to laminate.



END PROFILE
Finishing up to threshold, sliding doors, etc.



ADAPTER PROFILE
From laminate to ceramic, vinyl or linoleum.



TRANSITION PROFILE
From laminate to carpet.



STAIR NOSE
Use at the top of the stairs or as you step down into a room.



STAIR NOSE, FLUSH
For a flush finish on stair treads.

THE INCIZO® SUBPROFILE
2150 mm
Is required for stair application and has to be ordered separately.

NEINCPBASE(-)
For full article number, go to pergo.com



METAL PROFILES

Slim and elegant profiles in wear and scratch resistant aluminium to finish off expansion gaps or staircases.



MULTIFUNCTIONAL PROFILE SILVER
1860 x 47 x 16 mm
Expansion profile and adapter in one. Suitable for height differences of 0-12,3 mm. Height: 10 mm (uninstalled). Aluminium.
PGPRSILV



END PROFILE SILVER
2700 x 25 x 9,5 mm
Fits flooring thickness 6-10mm. Aluminium.
PGENPSILVME270



STAIR PROFILE SILVER
2500 x 30 x 25 mm
Fits flooring thickness 7 – 15 mm. Aluminium.
PGSTPSILVME250

THE DETAILS MAKE ALL THE DIFFERENCE

For full article number, go to pergo.com




For more information about Incizo® profile please visit our webpage.



A TOTAL FLOOR SOLUTION

Pergo laminate flooring is well known for being easy to install. Naturally, we have all the accessories you need to do the job with ease and to keep your floor in perfect condition.



1

MULTIGLUE
290 ml
This multifunctional glue is your trusted companion while installing all Pergo accessories, whether it's skirtings or profiles - this glue is the perfect match, one tube for 15 running metres of skirtings.

PGGLUE290

2

COLOURED SEALANT
310 ml
Acrylic-based paste for a beautiful finish between skirtings and walls. Available in 14 different colours. One tube for 15 running metres.

PGKIT(-)B
For full article number, go to pergo.com

3

AQUA SEALANT
310 ml
Transparent silicone to use on top of the Foamstrip for a watertight finish of your floor. This is necessary to take advantage of our water resistance warranty. One tube for 15 running metres.

PGKITTRANSP

4

SAFESEAL
500 ml
Sealant for extra moisture protection of Pergo laminate floors that are not water resistant.

PGSEAL500

5

ADHESIVE TAPE
50 m x 5 cm
Self-adhesive aluminium tape that easily attaches your underlay for a moisture resistant installation.

NETAPE50

6

PLUGS FOR SKIRTINGS
The easy way to connect skirtings, even in corners. 24 connecting plugs for inside or outside corners, 24 connecting plugs for straight stretches.

NEPLUG

7

CLIPS FOR SKIRTINGS
50 pc
Easy-to-use snap-in system that needs no nails or screws. One installation kit covers 20 meters of skirting.

7-8 mm floors PGCLIPSKME7080

9-9,5 mm floors PGCLIPSKME95

8

PIPE COVERS
2 pc / pack
These stainless steel covers finish your pipes and heating elements neatly.

Inner diameter: 18 mm. Outer diameter: 54 mm.

PGPCINOX18

Inner diameter: 22 mm. Outer diameter: 54 mm.

PGPCINOX22

9

INSTALLATION SET
Installation set that contains a tapping block, a metal crowbar and spacers in two sizes (2 x 18 = 36 pcs) to quickly install your floor without damaging it.

PGTOOL

SPACERS
48 pc

PGSPACER

10

FLOOR CLEANER
1 l
This product thoroughly cleanses your floor, protects the surface and helps preserve its original appearance. It's biodegradable which makes it a truly sustainable choice. Floor cleaner has been specifically developed for Pergo floors.

PGCLEANECO1000

11

SPOT CLEANER
250 ml
This product removes even the most persistent stains, such as those from permanent markers, paint, red wine, kitchen spills and more. Spot cleaner has been specifically developed for Pergo floors.

PGSPOTCLEAN

12

REPAIR KIT
A quick and easy way to repair damaged planks in colours that match your Pergo floor. Contains 1 melting knife, 1 comb and 7 wax blocks. For more information on how to mix colours visit pergo.com.

PGREPAIR

12

CLEANING KIT
High-quality mop set with extra-long ergonomic handle and a mop cloth holder with practical Velcro fastener. You can wash the microfibre mop up to 60°C.

PGCLEANINGKIT

FIND THE RIGHT FLOOR FOR YOUR PROJECT

Choosing the right floor is often the hardest part of refreshing your interior. Here are some tips to get you started, and help guide you towards the perfect floor.

PREPARE FOR WEAR

Our durable, hard-wearing floors stay beautiful for longer. They are the ideal choice for a busy hallway or kitchen.

LET'S TALK ABOUT WATER

A water resistant floor is nice to have in a living room. But in the kitchen it's a must. Our floors also have high resistance to stains.

SIZE MATTERS

Large planks boost the feeling of space in a large room, so if your home allows for it, go big.

THE FINISHING TOUCH

Accessories have a big impact on the look of your room. Choosing a matching skirting makes your room feel complete and lends a solid impression.

USE FLOORLAB

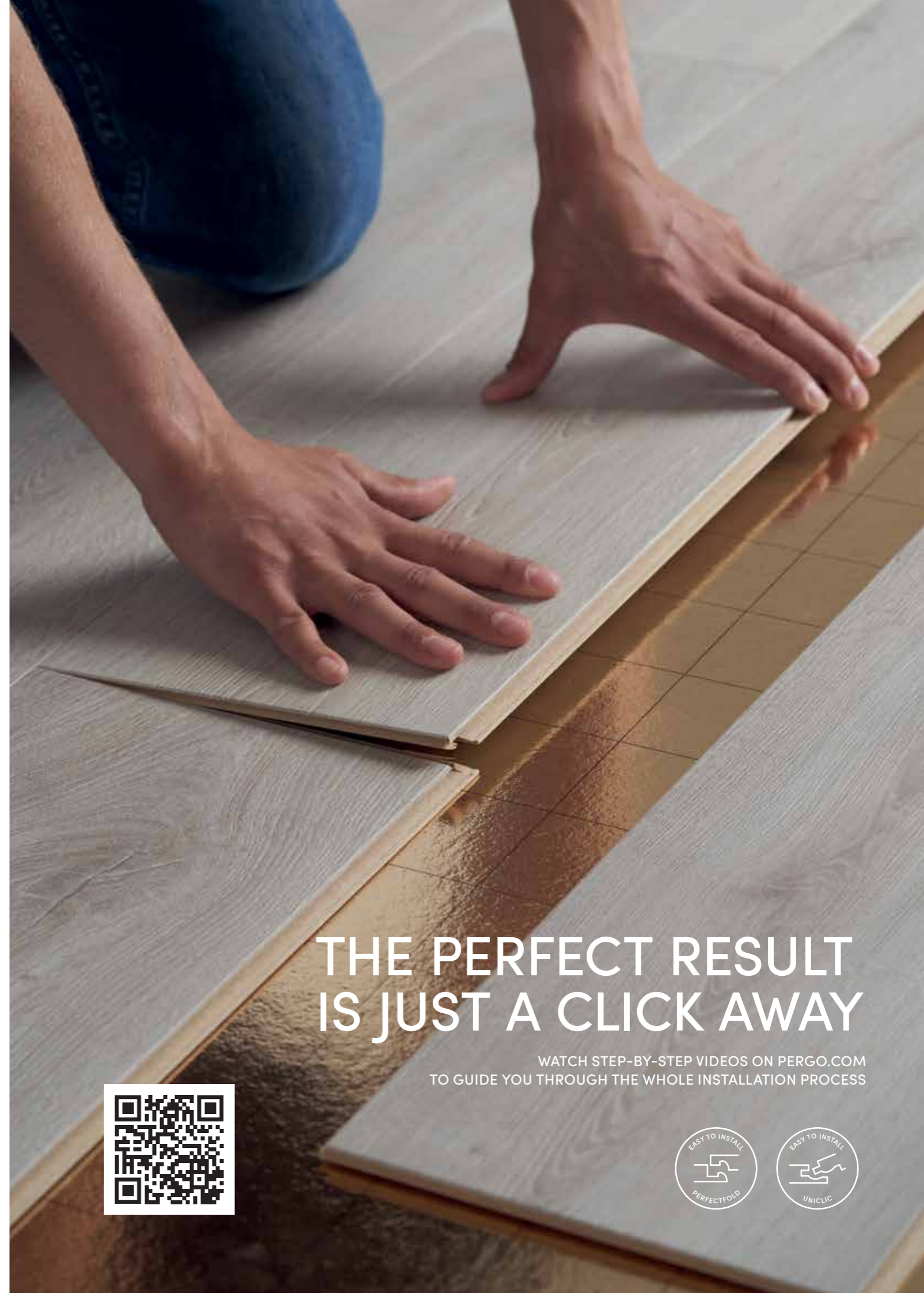

Want to see what a new floor can do for your home? Use the FloorLab app. Take a photo of your home and get a sneak peek of which one of our floors is the perfect match for your room. Getting the perfect fit just got simple.

VISIT A PERGO SUPPLIER

To see and feel the floors in real life, please go to our website to find your nearest local Pergo supplier.


TRY FLOORLAB

SEE HOW A FLOOR CAN CHANGE THE APPEARANCE OF YOUR HOME JUST BY UPLOADING A PHOTO.



THE PERFECT RESULT IS JUST A CLICK AWAY

WATCH STEP-BY-STEP VIDEOS ON PERGO.COM TO GUIDE YOU THROUGH THE WHOLE INSTALLATION PROCESS





PERGO®

Floors for real life

Product images may differ from actual product. The availability of products, or the products themselves, may change at any time without notice. With reservation for errors. Contents © 2023 by Unilin bv – division flooring. All Rights Reserved. The contents of this brochure may not be reproduced in whole or in part without prior written permission from the publisher. For consumer questions and retailers visit pergo.com.

Pergo is a quality product produced by UNILIN BV, division flooring, Ooigemstraat 3, 8710 Wielsbeke, Belgium

a brand of  UNILIN